



FY 2024–2027 Transportation Improvement Program (TIP)

Approved: May 18, 2023

Amended: Dec. 12, 2023

Administratively Modified: January 23, 2024

Amended: June 20, 2024

Administratively Modified: July 31, 2024

Administratively Modified: August 6, 2024

Administratively Modified: August 14, 2024

Amended: September 9, 2024



**Harrisonburg
Rockingham**
Metropolitan Planning
Organization

112 MacTanly Place
Staunton, VA 24401

Phone (540) 885-5174

Fax (540) 885-2687

HRMPO.org

HRMPO Bicycle & Pedestrian Plan



112 MacTanly Place
Staunton, VA 24401

Phone (540) 885-5174
Fax (540) 885-2687

HRVAMPO.ORG

May 18, 2023

FY 2024-2027 Transportation Improvement Program (TIP)

Harrisonburg-Rockingham Metropolitan Planning Organization

Policy Board as of May 21, 2023

Officers

Chair, Rick Chandler – City of Harrisonburg (voting)

Vice Chair, Laura Dent – City of Harrisonburg (voting)

Secretary/Treasurer, Bonnie Riedesel - Central Shenandoah PDC (non-voting)

Voting Members

Ande Banks, City of Harrisonburg

Danny Fleming, City of Harrisonburg

Deanna Reed, City of Harrisonburg

Laura Dent, City of Harrisonburg

Gerald Gatobu, City of Harrisonburg

Rick Chandler, Rockingham County

Stephen King, Rockingham County

Casey Armstrong, Rockingham County

Jay Litten, Town of Bridgewater

Neal Dillard, Town of Mt. Crawford

Todd Stevens, Virginia Department of Transportation

Non-Voting Members

Chelsea Beytas, Federal Transit Administration

Kevin Jones, Federal Highway Administration

Bill Yates, James Madison University

Valerie Kramer, James Madison University



May 18, 2023

FY 2024-2027 Transportation Improvement Program (TIP)

Rusty Harrington, Virginia Department of Aviation

Grace Stankus, Department of Rail and Public Transportation

Technical Advisory Committee

Officers

Chair, Bill Blessing – City of Harrisonburg

Vice Chair, Rhonda Cooper – Rockingham County

Secretary/Treasurer, Bonnie Riedesel - Central Shenandoah PDC (non-voting)

Voting Members

Casey Armstrong, Rockingham County

Dylan Nicely, Rockingham County

Rhonda Cooper, Rockingham County

Bill Blessing, City of Harrisonburg

Erin Yancey, City of Harrisonburg

Cheryl Spain, City of Harrisonburg

Tom Hartman, City of Harrisonburg

Thanh Dang, City of Harrisonburg

Alex Wilmer, Town of Bridgewater

Neal Dillard, Town of Mt. Crawford

Christa Hall, Town of Dayton

Terry Short, Virginia Department of Transportation

Don Komara, Virginia Department of Transportation

Grace Stankus, Virginia Department of Rail and Public Transportation

Non-Voting Members

Rusty Harrington, Virginia Department of Aviation

Kevin Jones, Federal Highway Administration

Michele DeAngelis, Federal Transit Administration

Bill Yates, James Madison University

Valerie Kramer, James Madison University



May 18, 2023

FY 2024-2027 Transportation Improvement Program (TIP)

Plan Documentation

Contact Information

112 MacTanly Place; Staunton, Virginia 24401

Phone (540) 885-5174 • Fax (540) 885-2687

Virginia Relay for Hearing & Voice Impaired: Within Virginia 7-1-1;

Outside Virginia Voice 800-828-1140 • Hearing 800-828-1120

Website: www.hrvampo.org

Title:

FY 2024—2027 Transportation Improvement Program (TIP)

Staff:

Ann Cundy, Director of Transportation, HRMPO

Ansley Heller, Transportation Planner, HRMPO

Disclaimer

The Harrisonburg-Rockingham Metropolitan Planning Organization (HRMPO) Transportation Improvement Program (TIP) has been prepared in accordance with federal regulations [49 U.S.C. § 5303\(j\)](#) and [23 CFR 450.326](#), and the Virginia Association of Metropolitan Planning Organizations [TIP Development Guidelines](#); and in partnership with the City of Harrisonburg and the County of Rockingham (member jurisdictions), the Virginia Department of Transportation (VDOT), the Virginia Department of Rail and Public Transportation (DRPT), the Federal Highway Administration (FHWA), and the Federal Transit Administration (FTA). The contents of this report reflect the views of the HRMPO, which are responsible for the accuracy of the information and data presented herein.

Self-Certification

Submission of the HRMPO TIP fulfils the federal self-certification requirements set forth by [23 CFR 450.336](#), confirming the HRMPO's metropolitan transportation planning process is conducted in accord with all applicable federal and state regulations.



May 18, 2023

FY 2024-2027 Transportation Improvement Program (TIP)

Non-Discrimination Statement

The HRMPO ensures non-discrimination and equal employment in all programs and activities in accordance with Title VI and Title VII of the Civil Rights Act of 1964. If you have questions or concerns about your civil rights regarding this document, or if you need special assistance for persons with disabilities or limited English proficiency, please contact the HRMPO. For more information, or to obtain a Title VI Complaint Form, see <http://hrvampo.org/public-participation-title-vi> or call (540) 885-5174.



112 MacTanly Place
Staunton, VA 24401

Phone (540) 885-5174
Fax (540) 885-2687

HRVAMPO.ORG

May 18, 2023

FY 2024-2027 Transportation Improvement Program (TIP)



112 MacTanly Place
Staunton, VA 24401

Phone (540) 885-5174
Fax (540) 885-2687

RESOLUTION APPROVING THE FISCAL YEARS 2024-2027 HARRISONBURG-ROCKINGHAM METROPOLITAN PLANNING ORGANIZATION TRANSPORTATION IMPROVEMENT PROGRAM (TIP)

WHEREAS, the Harrisonburg-Rockingham Metropolitan Planning Organization (HRMPO) is the designated regional transportation planning organization, and has the responsibility for developing and carrying out a continuing, cooperative, and comprehensive transportation planning process for the Metropolitan Planning Area; and

WHEREAS, the Transportation Improvement Program (TIP) is required by the Federal Highway Administration (FHWA) and the Federal Transit Administration (FTA) as a basis and condition for all federal funding assistance to state, local, and regional agencies for transportation improvements; and

WHEREAS, the Virginia Department of Transportation (VDOT), the Virginia Department of Rail and Public Transportation (DRPT), the City of Harrisonburg, County of Rockingham, and the Towns of Bridgewater, Dayton, and Mount Crawford, have reviewed the Fiscal Years 2024-2027 (FY 2024-FY 2027) TIP; and

WHEREAS, the projects identified in the FY 2024-FY2027 TIP are financially constrained and the TIP financial plan affirms that the funding identified in the TIP is available; and

WHEREAS, the FY 2024-FY 2027 HRMPO TIP is required for Virginia's State Transportation Improvement Program (STIP) development process; and

WHEREAS, public participation has been sought and considered in accordance with the HRMPO's Public Participation Plan;

NOW, THEREFORE BE IT RESOLVED that the HRMPO Policy Board does hereby approve the FY 2024-2027 TIP on this 18th day of May 2023.

SIGNED:

Rick Chandler, Chairman
Harrisonburg-Rockingham
Metropolitan Planning Organization

ATTEST:

Bonnie Riedesel, Administrator
Harrisonburg-Rockingham
Metropolitan Planning Organization



112 MacTanly Place
Staunton, VA 24401

Phone (540) 885-5174
Fax (540) 885-2687

HRVAMPO.ORG

May 18, 2023

FY 2024-2027 Transportation Improvement Program (TIP)

1. Table of Contents

Harrisonburg-Rockingham Metropolitan Planning Organization..... i

Plan Documentation..... iii

Introduction1

About the HRMPO 2

The HRMPO TIP 4

The TIP Financial Plan..... 7

TIP Financial Plan – Highway 8

TABLE C : Harrisonburg MPO..... 20

TIP Financial Plan – Transit 22

Appendix A: Highway TIP Amendments and Administrative Modifications 32

Appendix B: Transit TIP Amendments and Administrative Modifications 33

Appendix C: Resource Guide..... 28

Appendix D: Highway Performance Based Planning..... 36

Appendix E: Performance Based Planning and Programming for Transit Asset Management 41

Appendix F: Performance Based Planning and Programming for Pavements and Bridges 46

Appendix G Performance Based Planning and Programming – Highway System Performance 48



FY 2024-2027 Transportation Improvement Program (TIP)

Introduction

Purpose of this Document

Federal regulations [[49 U.S.C. § 5303\(j\)](#)] and [23 CFR 450.326](#)] require that all Metropolitan Planning Areas develop and maintain a Transportation Improvement Program (TIP) to coordinate regional transportation planning, maximize resources, provide transparency in the investment of federal transportation funds, and make progress towards achieving state and regional performance targets. Additionally, federal regulations require the TIP to be compatible with the HRMPO's [Long-Range Transportation Plan](#) (LRTP), the State's TIP ([VDOT's Six-Year Improvement Program](#)), the [State's Transportation Improvement Plan](#) (STIP), and that it be updated a minimum of every 4-years. This TIP identifies the investment plans for Highway and Transit which are provided in the **TIP Financial Plan** on page 7.

Public Participation

Public participation is vital in the TIP development process to ensure that transportation projects being advanced address needs identified by the community. Federal regulations require the HRMPO to develop, implement, and maintain a [Public Participation Plan](#) (PPP) to provide a transparent and open planning process. The PPP identifies the various methods and ways the HRMPO works to ensure that the public is properly notified of its activities, and that opportunities to participate in the HRMPO's short- and long-range planning activities are available to all residents. The TIP is updated and amended according to the procedures provided in the PPP.

The Harrisonburg Department of Public Transportation uses the Transportation Improvement Program (TIP) development process of the Harrisonburg-Rockingham Metropolitan Planning Organization (HRMPO) to satisfy the public hearing requirements of 49 U.S.C. Section 5307(b). The TIP public notice of public involvement activities and time established for public review and comment on the TIP satisfies the program-of-projects requirements of the Urbanized Area Formula Program.

About the HRMPO

Established in 2003, the HRMPO, is the federally designated agency responsible for leading transportation planning efforts for the City of Harrisonburg, the urbanized areas of Rockingham County, including the Towns of Bridgewater, Dayton, and Mt. Crawford. **Map 1** shows the HRMPO planning area boundary.

As the regional transportation planning agency, the HRMPO provides its members and partners an impartial venue to ensure that regional transportation planning and decision making are conducted transparently using the 3-C Planning Process. The 3-C Planning Process enables the HRMPO to collaborate with its members and partners to develop a comprehensive picture of the region in its effort to identify potential issues, prioritize needs, provide solutions, identify funding opportunities, and make decisions to support, maintain and improve the region's transportation network.

HRMPO Policy Board

The HRMPO's governing body is its Policy Board. The Policy Board leads the HRMPO transportation decision making process in the HRMPO region to ensure all possible solutions are examined and interests are addressed; decisions are made by following established MPO policies are in accord with federal and state regulations. The Policy Board is supported by HRMPO staff, with guidance and technical assistance provided by the HRMPO Technical Advisory Committee (TAC)

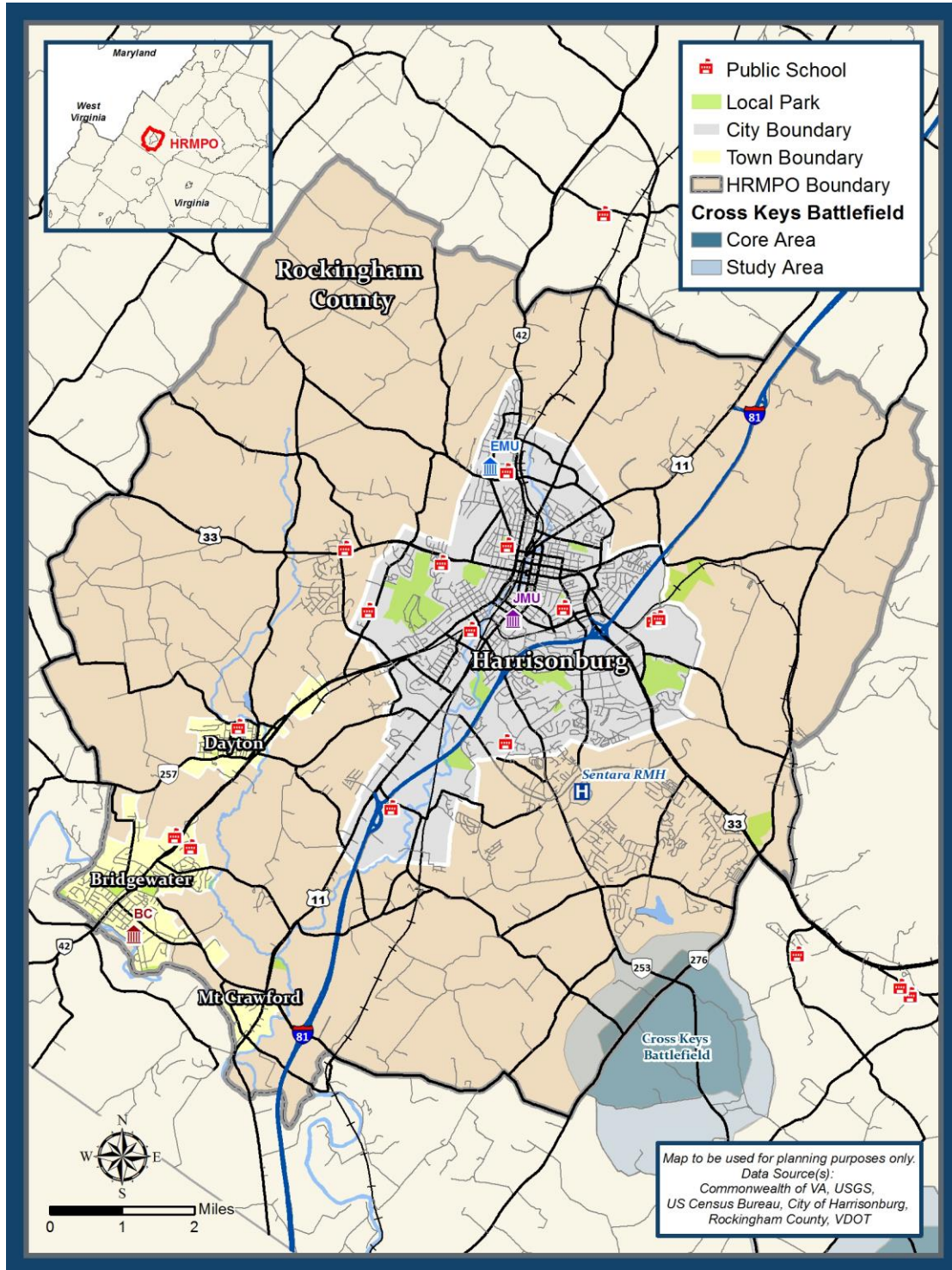
Technical Advisory Committee (TAC)

The TAC is comprised of staff from the HRMPO's member jurisdictions, the Harrisonburg Department of Public Transportation (HDPT), and state and federal agencies. Through the TAC, member agencies and partners can collaborate and coordinate transportation planning efforts, and inform the Policy Board's decision-making process. With its members' knowledge of the region's transportation network and local transportation and transit needs, the TAC assists the HRMPO in establishing regional transportation priorities and identify regional and local needs.

May 18, 2023

FY 2024-2027 Transportation Improvement Program (TIP)

Map 1 HRMPO Planning Area



FY 2024-2027 Transportation Improvement Program (TIP)

The HRMPO TIP

The HRMPO TIP is the region's fiscally constrained four-year program of all transportation and transit projects programmed in the HRMPO region that:

- Are scheduled to receive federal transportation funds
- Require a federal action; or
- Are deemed regionally significant

Projects using only local or state funds are typically not included in the TIP unless they require a federal action or are considered regionally significant. The list of transportation and transit projects programmed in the HRMPO can be found in the TIP Highway & Transit Financial Plans of this document.

Consistency With Other State and Regional Planning Documents

Federal regulations require the TIP to be consistent with other federal, state, and regional transportation planning documents. These documents include the Statewide Transportation Improvement Program (STIP), and Six Year Improvement Program (SYIP), and the HRMPO LRTP.

Upon approval by the HRMPO Policy Board, the HRMPO TIP is submitted to VDOT and DRPT for approval and inclusion into the STIP, which is then forwarded to the FHA and FTA for federal approval.

TIP Development

The TIP is developed in accordance with [23 CFR 450.326](#), the Virginia Association of MPOs (VAMPO) TIP Development Guidelines, and in partnership with member agencies, stakeholders, VDOT, DRPT, FHWA and FTA, from projects in the HRMPO's Constrained Long Range Plan (CLRP), VTrans, and from member agency comprehensive plans. The TIP is updated at least every four years.

TIP Financial Plans

Highway Financial Plan

The TIP Highway Financial Plan lists all transportation projects programmed in the HRMPO region during the TIP 4-year life-cycle. The Financial Plan provides a project's details including the type of project to be implemented, its phase, scope, obligated funding source(s), project cost(s), and delivery schedule.

Transit Financial Plan

The Transit Financial Plan is developed by the HRMPO in partnership with the Harrisonburg Department of Public Transportation (HDPT), regional human mobility service providers (FTA Section 5310 program applicants), and DRPT. It identifies all transit projects programmed for implementation during the 4-year life cycle of the TIP. Project details shown in the Transit Financial Plan include a project's cost(s), funding allocation(s), funding source(s) and anticipated future funding.

May 18, 2023

FY 2024-2027 Transportation Improvement Program (TIP)

Grouped Projects

Projects in the TIP that are determined not to be regionally significant, or are considered by VDOT or DRPT not to be of an appropriate scale to be individually programmed are listed in grouped categories. Listing these projects in grouped categories provides programming flexibility and reduces the administrative process. Grouped category lists may be identified by function, work type, or geographic area per 23 CFR 771.117(c) and (d) and 40 CFR part 93. A grouped project list shows the total sum of funding obligated for the grouped category rather than individual project descriptions and obligated funding. Grouped project listings are provided in both financial plans.

Amendments & Modifications

The TIP is periodically amended to add new projects or modify an existing project’s scope, cost, and/or schedule when requested by VDOT, DRPT, or the project sponsor. TIP amendments and modifications for the Highway and Transit Financial Plans are in **Appendices A and B** of this document. Amendments and administrative modifications are defined below per [23 CFR Section 450.104](#):

Amendments are considered when a revision to a TIP involves a major change to an existing project programmed during the document’s life cycle. Major changes may include the addition or deletion of a project, or a major change to a project’s cost, scope, or schedule (e.g., adding new funds to a project, changing a project’s termini or revising the start and/or delivery date). Amendments require a public notice that includes a review and comment period. Once the review and comment period are complete the amendment is presented to the HRMPO Policy Board, VDOT/DRPT, FHWA/FTA for approval. Any change to a TIP’s financial plan(s) must continue to demonstrate fiscal constraint.

Transit-FTA Project/Phase Cost Increase Thresholds for Amendments

Approved STIP Total Estimated Project Cost	Estimate Increase Requiring Amendment
Up to \$2,000,000	>100%
>\$2,000,000 to \$10,000,000	>50%
>\$10,000,000	>25%

Highway-FHWA Project/Phase Cost Increase Thresholds for Amendments

Approved STIP Total Estimated Project Cost	Estimate Increase Requiring Amendment
Up to \$2,000,000	>100%
>\$2,000,000 to \$10,000,000	>50%
>\$10,000,000 to \$20,000,000	>25%
>\$20,000,000 to \$35,000,000	>15%
>\$35,000,000	>10%

Administrative Modifications are considered to be **minor revisions** to a TIP. This includes minor changes to an existing project’s programmed phase, costs, funding source(s), and minor changes to a project’s schedule/delivery date. An administrative modification only requires a staff-level review. Administrative modifications do not require a public notice of the change, public comment period, or re-demonstration of fiscal constrain.



May 18, 2023

FY 2024-2027 Transportation Improvement Program (TIP)

Amendments or modifications the HRMPO TIP are made according to the amendment policy found in Section 4.3 of the [HRMPO PPP](#).

Performance Management Requirements

The HRMPO is dedicated to improving the region's transportation network by working with its member agencies, VDOT, DRPT, FHWA, and FTA to implement regional performance measures that support and advance regional, state, and national transportation performance goals.

The FHWA defines [Transportation Performance Management](#) as a “strategic approach that uses system information to make investment and policy decisions to achieve national performance goals.” With the passage of Moving Ahead for Progress in the 21st Century (MAP-21) in 2012 and the subsequent Fixing America's Surface Transportation (FAST) Act in 2016, the FHWA and FTA mandated that States and MPOs establish performance measures to integrate system-performance management into the transportation and transit planning process. In order to guide the integration of system performance measures into the planning process the FHWA and FTA identified the following seven national performance measures:

- Safety
- Infrastructure Condition
- Congestion Reduction
- System Reliability
- Freight Movement & Economic Vitality
- Environmental Sustainability
- Reduced Project Delivery Delay

Advancing the seven national performance goals ensures that transportation networks continue to develop and operate in a safe and efficient manner. Implementation of these measures in the HRMPO region ensures that transportation investments advance federal performance objectives, and that the HRMPO TIP is consistent with statewide planning documents.

The performance measures and implementation schedule provided in **Appendix D** satisfy the requirements of 23 CFR 450.218(q). HRMPO concurred with the state's safety targets on February 1, 2023. Performance measures and implementation schedule for Transit Asset Management (TAM) can be found in **Appendix E**. Performance measures and their revisions are to be incorporated into the TIP via the administrative modification process as they are advanced by VDOT and DRPT and approved by the HRMPO Policy Board.



112 MacTanly Place
Staunton, VA 24401

Phone (540) 885-5174
Fax (540) 885-2687

HRVAMPO.org

The TIP Financial Plan

MAP-21 requires a financial plan be provided in the TIP ([23 CFR 450.324\(h\)](#)). The Financial Plan must demonstrate how the projects programmed can be implemented with existing obligations. TIP projects identified must be consistent with the HRMPO Long-Range Transportation Plan, and must be fully funded to the extent of available funding obligations or funding that is reasonably expected to be available.

The HRMPO and its partners have collaborated to develop financial forecasts for the Highway and Transit TIP based on the latest official planning assumptions, available or assumed revenue(s), and estimated project cost(s). The financial information provided is either project specific, or listed by a grouped funding category. All projects listed in the TIP are expected to be implemented during the four-year life cycle of the document. The TIP Financial Plan may contain projects that show \$0.00 for planned obligations if the project is complete at the time of adoption and awaiting final closeout.

May 18, 2023

FY 2024-2027 Transportation Improvement Program (TIP)

TIP Financial Plan – Highway

Interstate Projects

UPC NO	116280	SCOPE	Reconstruction w/ Added Capacity			
SYSTEM	Interstate	JURISDICTION	Harrisonburg		OVERSIGHT	
PROJECT	#I81CIP NB & SB MM 242 TO 248, 3-LANE WIDENING (ID #62)				ADMIN BY	VDOT
DESCRIPTION	FROM: MM 242.0 TO: MM 248.8 (6.8600 MI)					
ROUTE/STREET	0081				TOTAL COST	\$320,016,035
	FUND SOURCE	MATCH	FY24	FY25	FY26	FY27
RW AC	Federal - AC OTHER	\$0	\$0	\$10,270,000	\$0	\$0

UPC NO	117220	SCOPE	Safety			
SYSTEM	Interstate	JURISDICTION	Statewide		OVERSIGHT	NFO
PROJECT	#ITTF21 I-81 OPERATIONAL IMPROVEMENTS - PROGRAM UPC				ADMIN BY	VDOT
DESCRIPTION	FROM: Various TO: Various					
ROUTE/STREET	0081				TOTAL COST	\$9,618,000
	FUND SOURCE	MATCH	FY24	FY25	FY26	FY27
PE	Federal - NHS/NHPP	\$0	\$118,206	\$0	\$0	\$0
PE AC	Federal - AC OTHER	\$0	\$9,499,794	\$0	\$0	\$0

UPC NO	115869	SCOPE	Safety			
SYSTEM	Interstate	JURISDICTION	Statewide		OVERSIGHT	NFO
PROJECT	#ITTF20 STATEWIDE TECHNOLOGY FOR OPERATIONS				ADMIN BY	VDOT
DESCRIPTION	FROM: Various TO: Various					
ROUTE/STREET	9999				TOTAL COST	\$2,000,000
	FUND SOURCE	MATCH	FY24	FY25	FY26	FY27
PE	Federal - NHS/NHPP	\$0	\$913,491	\$0	\$0	\$0
PE AC	Federal - AC OTHER	\$0	\$1,086,509	\$0	\$0	\$0

FY 2024-2027 Transportation Improvement Program (TIP)

Primary Projects

UPC NO	108810	SCOPE	Reconstruction w/ Added Capacity			
SYSTEM	Primary	JURISDICTION	Rockingham County		OVERSIGHT	
PROJECT	#HB2.FY17 Route 11 S. Valley Pike Roadway Improvements				ADMIN BY	VDOT
DESCRIPTION	FROM: INT. ROUTE 704 TO: 0.005 MILES NORTH INT. ROUTE 701 (1.2850 MI)					
PROGRAM NOTE	Includes \$2,043,949 GARVEE Debt Service Principal Prev, \$822,541 GARVEE Debt Service Principal FFY24, \$1,038,439 GARVEE Debt Service Principal FFY25, \$1,102,891 GARVEE Debt Service Principal FFY26, \$1,153,288 GARVEE Debt Service Principal FFY27. Total GARVEE Debt Service Principal \$18,789,084. Corresponding Debt Service UPC 110397					
ROUTE/STREET	SOUTH VALLEY PIKE (0011)				TOTAL COST	\$20,125,738
	FUND SOURCE	MATCH	FY24	FY25	FY26	FY27
PE	Federal - STP/STBG	\$0	\$496,991	\$0	\$0	\$0
RW	Federal - AC CONVERSION	\$0	\$0	\$1,038,439	\$1,102,891	\$1,153,288
	Federal - STP/STBG	\$0	\$325,550	\$0	\$0	\$0
RW TOTAL		\$0	\$325,550	\$1,038,439	\$1,102,891	\$1,153,288
RW AC	Federal - AC	\$0	\$6,302,548	\$0	\$0	\$0
CN AC	Federal - AC	\$0	\$9,620,046	\$0	\$0	\$0
	Federal - AC OTHER	\$0	\$1,336,654	\$0	\$0	\$0
CN AC		\$0	\$10,956,700	\$0	\$0	\$0

UPC NO	110397	SCOPE				
SYSTEM	Primary	JURISDICTION	Rockingham County		OVERSIGHT	NFO
PROJECT	#HB2.FY17 Rt 11 S Valley Pk Rdwy Improve GARVEE DEBT SERVICE				ADMIN BY	VDOT
DESCRIPTION						
PROGRAM NOTE	Includes \$1,623,407 GARVEE Debt Service Interest Prev, \$566,052 FFY24 GARVEE Debt Service Interest, \$678,357 GARVEE Debt Service Interest FFY25, \$644,817 GARVEE Debt Service Interest FFY26, \$594,122 GARVEE Debt Service Interest FFY27, \$3,056,540 GARVEE Debt Service Interest FFY28-39. Total GARVEE Debt Service Interest \$7,163,295. Corresponding CN UPC 108810					
ROUTE/STREET	0011				TOTAL COST	\$11,504,259
	FUND SOURCE	MATCH	FY24	FY25	FY26	FY27
PE	Federal - AC CONVERSION	\$0	\$0	\$678,357	\$644,817	\$594,122
	Federal - STP/STBG	\$0	\$566,052	\$0	\$0	\$0
PE TOTAL		\$0	\$566,052	\$678,357	\$644,817	\$594,122
PE AC	Federal - AC	\$0	\$4,973,836	\$0	\$0	\$0

UPC NO	121202	SCOPE	Restoration and Rehabilitation			
SYSTEM	Primary	JURISDICTION	Bridgewater		OVERSIGHT	NFO
PROJECT	#SGR23LP BRIDGEWATER NORTH MAIN ST. PRIMARY EXT. PAVE.				ADMIN BY	Locally
DESCRIPTION	FROM: North Main Street TO: North Main Street (0.8460 MI)					

May 18, 2023

FY 2024-2027 Transportation Improvement Program (TIP)

ROUTE/STREET		NORTH MAIN STREET (0257)				TOTAL COST	\$206,282
	FUND SOURCE	MATCH	FY24	FY25	FY26	FY27	
PE AC	Federal - AC OTHER	\$0	\$2,000	\$0	\$0	\$0	
CN AC	Federal - AC OTHER	\$0	\$0	\$204,282	\$0	\$0	

UPC NO	120968	SCOPE	Resurfacing				
SYSTEM	Primary	JURISDICTION	Staunton District-wide		OVERSIGHT	NFO	
PROJECT	#SGR23VP District Wide Plant Mix Schedule (PM-8H-23)				ADMIN BY	VDOT	
DESCRIPTION	FROM: VARIOUS TO: VARIOUS (5.8500 MI)						
ROUTE/STREET		9999			TOTAL COST	\$1,487,863	
	FUND SOURCE	MATCH	FY24	FY25	FY26	FY27	
CN AC	Federal - AC OTHER	\$0	\$1,487,863	\$0	\$0	\$0	

Miscellaneous Projects

UPC NO	119654	SCOPE	Traffic Management/Engineering				
SYSTEM	Miscellaneous	JURISDICTION	Statewide		OVERSIGHT	NFO	
PROJECT	#81CIP PARALLEL FACILITIES IMPROVEMENTS O&M FY 21-27				ADMIN BY	VDOT	
DESCRIPTION	FROM: State Line with Tennessee TO: State Line with West Virginia						
ROUTE/STREET		ARTERIALS ADJANCET TO INTERSTATE 81 (0081)			TOTAL COST	\$479,805	
	FUND SOURCE	MATCH	FY24	FY25	FY26	FY27	
CN AC	Federal - AC OTHER	\$0	\$479,805	\$0	\$0	\$0	

UPC NO		SCOPE					
SYSTEM		JURISDICTION			OVERSIGHT		
PROJECT					ADMIN BY		
DESCRIPTION	Convert one driving lane of US-11 to a two-way separated bicycle facility between the intersections of Main St. and Noll Dr., and Grattan St. and Liberty St., and construct a shared-use path along Main St. between Grattan St. and MLK Jr. Way.						
ROUTE/STREET		US-11 (Liberty Street and Noll Drive)			TOTAL COST		
	FUND SOURCE	MATCH	FY24	FY25	FY26	FY27	
CN AC	RAISE GRANT	\$0	\$	\$0	\$0	\$0	

May 18, 2023

FY 2024-2027 Transportation Improvement Program (TIP)

Harrisonburg MPO Project Groupings

GROUPING		Construction : Bridge Rehabilitation/Replacement/Reconstruction				
ROUTE/STREET					TOTAL COST	\$66,047,163
	FUND SOURCE	MATCH	FY24	FY25	FY26	FY27
PE	Federal - STP/STBG	\$130,000	\$520,000	\$0	\$0	\$0
CN	Federal - STP/STBG	\$122,289	\$489,156	\$0	\$0	\$0
CN AC	Federal - AC OTHER	\$0	\$6,891,281	\$0	\$0	\$0

GROUPING		Construction : Safety/ITS/Operational Improvements				
ROUTE/STREET					TOTAL COST	\$88,335,225
	FUND SOURCE	MATCH	FY24	FY25	FY26	FY27
PE	Federal - AC CONVERSION	\$42,209	\$181,643	\$192,837	\$2,400	\$0
	Federal - TAP/F	\$13,222	\$52,886	\$0	\$0	\$0
PE TOTAL		\$55,430	\$234,529	\$192,837	\$2,400	\$0
RW	Federal - AC CONVERSION	\$369,964	\$202,682	\$1,277,173	\$0	\$0
	Federal - STP/STBG	\$229,696	\$1,620,844	\$0	\$0	\$0
	Federal - TAP/F	\$17,099	\$67,597	\$800	\$0	\$0
RW TOTAL		\$616,759	\$1,891,123	\$1,277,973	\$0	\$0
RW AC	Federal - AC OTHER	\$0	\$2,049,757	\$0	\$0	\$0
CN	Federal - AC CONVERSION	\$280,000	\$0	\$1,120,000	\$0	\$0
	Federal - NHS/NHPP	\$58,974	\$235,896	\$0	\$0	\$0
	Federal - STP/STBG	\$1,290,144	\$4,012,699	\$1,147,878	\$0	\$0
	Federal - TAP/F	\$225,048	\$0	\$228,092	\$672,098	\$0
CN TOTAL		\$1,854,166	\$4,248,595	\$2,495,970	\$672,098	\$0
CN AC	Federal - AC OTHER	\$0	\$6,762,165	\$7,059,194	\$109,964	\$0

GROUPING		Construction : Transportation Alternatives/Byway/Non-Traditional				
ROUTE/STREET					TOTAL COST	\$2,264,339
	FUND SOURCE	MATCH	FY24	FY25	FY26	FY27
CN	Federal - TAP/F	\$69,384	\$277,535	\$0	\$0	\$0
CN AC	Federal - AC OTHER	\$0	\$87,979	\$0	\$0	\$0

GROUPING		Maintenance : Preventive Maintenance and System Preservation				
PROGRAM NOTE		Funding identified to be obligated districtwide as projects are identified.				
ROUTE/STREET					TOTAL COST	\$90,996,464
	FUND SOURCE	MATCH	FY24	FY25	FY26	FY27
CN	Federal - STP/STBG	\$0	\$22,608,309	\$22,701,124	\$22,795,517	\$22,891,514



112 MacTanly Place
Staunton, VA 24401

Phone (540) 885-5174
Fax (540) 885-2687

HRVAMPO.org

May 18, 2023

FY 2024-2027 Transportation Improvement Program (TIP)

GROUPING		Maintenance: Preventive Maintenance for Bridges				
PROGRAM NOTE		Funding identified to be obligated districtwide as projects are identified.				
ROUTE/STREET					TOTAL COST	\$29,779,836
	FUND SOURCE	MATCH	FY24	FY25	FY26	FY27
CN	Federal - NHS/NHPP	\$0	\$5,564,556	\$755,556	\$755,556	\$755,556
	Federal - STP/STBG	\$0	\$6,648,943	\$6,675,613	\$6,702,736	\$6,730,320
CN TOTAL		\$0	\$7,404,499	\$7,431,169	\$7,458,292	\$7,485,876

GROUPING		Maintenance : Traffic and Safety Operations				
PROGRAM NOTE		Funding identified to be obligated districtwide as projects are identified.				
ROUTE/STREET					TOTAL COST	\$12,358,669
	FUND SOURCE	MATCH	FY24	FY25	FY26	FY27
CN	Federal - STP/STBG	\$0	\$3,070,544	\$3,083,149	\$3,095,969	\$3,109,007



May 18, 2023

FY 2024-2027 Transportation Improvement Program (TIP)

Appendix A Projects by Grouping

Harrisonburg MPO

Construction : Bridge Rehabilitation/Replacement/Reconstruction

	System	UPC	Jurisdiction / Name / Description	Street(Route)	Estimate
Miscellaneous	T19030	Staunton District-wide	0000		\$0
		BRIDGE REHABILITATION/REPLACEMENT			
Primary	115718	Harrisonburg	MARKET STREET (0033)		\$8,152,727
		#SMART20 US 33 (MARKET STREET) AND I-81 IMPROVEMENTS			
		FROM: 0.346 Mi. West of Interstate 81 TO: 0.277 Mi. East of Interstate 81 (0.6220 MI)			
Primary	100781	Rockingham County	0033		\$17,232,405
		#SGR17VB - RT. 33 Repl Bridges over NSRR (Fed ID 20446 & 20447)			
		FROM: 0.500 Mi. West of Interstate 81 TO: 0.192 Mi. West of Interstate 81 (0.3080 MI)			
Primary	104177	Rockingham County	EAST MARKET STREET (0033)		\$13,712,583
		#SGR18VB - Rte 33 over I-81 Exit 247 Impr EBL; Str. No. 20443			
		FROM: 0.192 Mi. West of Interstate 81 TO: 0.381 Mi. East of Interstate 81 (0.5730 MI)			
Primary	113487	Rockingham County	EAST MARKET STREET (0033)		\$12,032,214
		#SGR19VB - RTE 33 OVER I-81 EXIT 247 IMPR WBL (STR. NO. 20441)			
		FROM: 0.192 Mi. West of Interstate 81 TO: 0.381 Mi. East of Interstate 81 (0.5730 MI)			
Secondary	13285	Rockingham County	0682		\$6,433,484
		#SGR17VB - RT 682 Bridge and Approaches over Pleasant Run			
		FROM: 0.241 Miles West of Route 867 TO: 0.156 Miles East of Route 867 (0.3970 MI)			
Secondary	97112	Rockingham County	SMITHLAND ROAD (0720)		\$8,483,750
		#SGR17VB - Br Replacement (Fed ID 20408 Smithland Rd / I-81)			
		FROM: 0.055 Miles South of I-81 TO: 0.052 Miles North of I-81 (0.0500 MI)			
Construction : Bridge Rehabilitation/Replacement/Reconstruction Total					\$66,047,163

May 18, 2023

FY 2024-2027 Transportation Improvement Program (TIP)

Construction : Safety/ITS/Operational Improvements

	System	UPC	Jurisdiction / Name / Description	Street(Route)	Estimate
Enhancement	121208	Bridgewater	RIVERWALK PHASE III ENHANCEMENT FROM: Riverwalk TO: Trail System (0.2500 MI)		\$480,211
Enhancement	121206	Harrisonburg	NORTHEND GREENWAY BROOKSIDE PHASE TAP FROM: Shared Use TO: Pathway (0.1900 MI)		\$385,875
Enhancement	121207	Harrisonburg	COUNTRY CLUB RD. SIDEWALK - SRTS ENHANCEMENT FROM: Safe Routes TO: To Schools (0.1800 MI)		\$609,916
Interstate	108809	Harrisonburg	I-81 NB OFF RAMP EXIT 245 (0081) #HB2.FY17 I-81 Exit 245 NB Off Ramp Realignment FROM: I-81 NB Exit 245 Off Ramp Gore TO: Intersection of Rte. 253 (0.2120 MI)		\$3,468,889
Interstate	111230	Harrisonburg	0081 #SMART18 - (St) I-81 EXIT 247 INTERCHANGE IMPROVEMENTS FROM: 0.147 Mi. South of Interstate 81 TO: 0.008 Mi. South of Interstate 81 (0.1390 MI)		\$7,489,060
Interstate	116039	Statewide	0081 #I81CIP DMS INSTALLATION FROM: Various TO: Various		\$9,407,380
Interstate	117790	Statewide	0081 #ITTF21 STUDY OF ADVANCED TECHNOLOGIES -I-81 FROM: various TO: various		\$382,000
Interstate	118791	Rockingham County	9999 #SGR21VP Harrisonburg Residency Plant Mix (PM-8V-21) FROM: MM 240.5 TO: MM 239.6 (0.9100 MI)		\$1,140,251
Interstate	110551	Statewide	9999 TRAFFIC VIDEO EXPANSION (PSAP) - STATEWIDE FROM: Various TO: Various		\$307,192
Interstate	110912	Statewide	9999 Statewide Truck Parking Management System - Phase 1 FROM: Various TO: Various		\$813,019
Interstate	111613	Statewide	9999 STATEWIDE TRUCK PARKING MANAGEMENT SYSTEM - PHASE 2 FROM: Various TO: Various		\$1,807,000
Interstate	115854	Statewide	9999 #ITTF20 ARTERIAL OPERATIONS PROGRAM DASHBOARD FROM: n/a TO: n/a		\$0

May 18, 2023

FY 2024-2027 Transportation Improvement Program (TIP)

Interstate	115856	Statewide	9999	\$1,950,000
		#ITTF20 PARKING DEMAND MANAGEMENT SYSTEM		
		FROM: Various TO: Various		
Interstate	119197	Statewide	9999	\$1,500,000
		#ITTF22 OSPREY FIBER CONNECTIONS - STATEWIDE		
		FROM: Various TO: Various		
Interstate	119198	Statewide	9999	\$25,040
		#ITTF22 HIGH SPEED COMMUNICATIONS FOR SIGNALS (PHASE II)		
		FROM: Various TO: Various		
Interstate	119199	Statewide	9999	\$500,000
		#ITTF22 STUDY FOR SMARTER LIGHTING INITIATIVE STATEWIDE		
		FROM: Various TO: Various		
Interstate	119332	Statewide	9999	\$300,000
		#ITTF22 DATA-DRIVEN MGMT PROGRAM FOR PAVEMENT MARKING		
		FROM: Various TO: Various		
Interstate	119379	Statewide	9999	\$0
		#ITTF22 CONNECTED WORK ZONES PROGRAM STATEWIDE		
		FROM: Various TO: Various		
Interstate	119401	Statewide	9999	\$250,000
		#ITTF22 PROJECT EVALUATIONS STATEWIDE		
		FROM: Various TO: Various		
Interstate	119402	Statewide	9999	\$1,030,000
		#ITTF22 INCIDENT RESPONSE OPTIMIZATION -STATEWIDE		
		FROM: Various TO: Various		
Interstate	119404	Statewide	9999	\$1,000,000
		#ITTF22 GUIDE LIGHTS FOR SPEED MANAGEMENT STATEWIDE		
		FROM: various TO: various		
Interstate	119406	Statewide	9999	\$0
		#ITTF22 AUTOMATED SPEED ENFORCEMENT PILOT STATEWIDE		
		FROM: Various TO: Various		
Interstate	121564	Statewide	9999	\$350,000
		#ITTF23 LEVERAGING CONNECTED CAR DATA FOR IMPROVED SAFETY		
		FROM: Various TO: Various		
Interstate	121654	Statewide	9999	\$1,000,000
		#ITTF23 OPERATIONALIZE TRAFFIC OPERATIONS SUPPORT CENTER		
		FROM: Various TO: Various		
Interstate	121655	Statewide	9999	\$500,000
		#ITTF23 IMPLEMENT AI-BASED INTEGRATED SECURITY PREDICTION		
		FROM: Various TO: Various		



112 MacTanly Place
Staunton, VA 24401

Phone (540) 885-5174
Fax (540) 885-2687

HRVAMPO.org

May 18, 2023

FY 2024-2027 Transportation Improvement Program (TIP)

Interstate	121666	Statewide	9999	\$500,000
		#ITTF23 ITTF PROJECT EVALUATIONS		
		FROM: Various TO: Various		
Interstate	121667	Statewide	9999	\$3,575,000
		#ITTF23 RM3P DEP Data Services		
		FROM: Various TO: Various		
Interstate	121668	Statewide	9999	\$1,000,000
		#ITTF23 REAL-TIME INFORMATION DISSEMINATION FOR CMVs		
		FROM: Various TO: Various		
Interstate	121670	Statewide	9999	\$500,000
		#ITTF23 ADVANCED ROAD WEATHER INFORMATION SYSTEMS STUDY		
		FROM: VARIOUS TO: VARIOUS		
Interstate	121712	Statewide	9999	\$650,000
		NETWORK OPERATIONS CENTER IMPLEMENTATION		
		FROM: Various TO: Various		
Interstate	121776	Statewide	9999	\$1,000,000
		HARD SHOULDER RUNNING FEASIBILITY STUDY-Technology component		
		FROM: Various TO: Various		
Interstate	121822	Statewide	9999	\$5,000,000
		#ITTF23 STATEWIDE FIBER NETWORK ENHANCEMENTS		
		FROM: Various TO: Various		
Interstate	122048	Statewide	VARIOUS (9999)	\$500,000
		#ITTF23 - RM3P EVALUATION		
		FROM: various TO: various		
Miscellaneous	T19027	Staunton District-wide	0000	\$0
		CN: SAFETY/ITS/OPERATIONAL/IMPROVEMENTS		
Miscellaneous	116505	Staunton District-wide	0000	\$416,090
		SAFETY PRESCOPING - STAUNTON		
		FROM: STAUNTON DISTRICT WIDE TO: VARIOUS		
Miscellaneous	121643	Statewide	9999	\$1,000,000
		#ITTF23 SMART INTERSECTIONS DEPLOYMENT SUPPORT		
		FROM: Various TO: Various		
Primary	119645	Harrisonburg	SOUTH MAIN STREET (0011)	\$2,661,287
		#SMART22 - S. MAIN SAFET IMPROVEMENTS		
		FROM: S. Mosby Road TO: Erickson Ave. (0.2700 MI)		
Primary	119647	Harrisonburg	LEE JACKSON HIGHWAY (0011)	\$5,731,024
		#SMART22 - S. MAIN & I-81 EXIT 243 INTERCHANGE IMPROVEMENTS		
		FROM: Intersection of I-81 Exit 243 Ramps TO: And Route 11 (0.2500 MI)		
Primary	119661	Harrisonburg	MAIN STREET (0011)	\$2,512,305
		#SMART22 - N. MAIN STREET SIDEWALK		
		FROM: Holly Hill Dr TO: Vine Street (0.3600 MI)		



112 MacTanly Place
Staunton, VA 24401

Phone (540) 885-5174
Fax (540) 885-2687

HRVAMPO.org

May 18, 2023

FY 2024-2027 Transportation Improvement Program (TIP)

Primary	111053	Rockingham County	SOUTH VALLEY PIKE (0011)	\$3,475,108
			#SMART18 - (St) RTE 11 & 704 INTERSECTION REALIGNMENT FROM: Int. Route 11 NBL TO: 0.247 Mi. E. Int. Route 11 NBL (0.2470 MI)	
Primary	115132	Rockingham County	NORTH VALLEY PIKE (0011)	\$3,037,558
			#SMART20 US 11 N(North Valley Pike) Sidewalk FROM: Int. Mt. Clinton Pike TO: Int. Jewell Street (1.0500 MI)	
Primary	115719	Rockingham County	SPOTSWOOD TRAIL (0033)	\$977,984
			#SMART20 US 33 & ROUTE 620 TURN LANES FROM: 0.08 Mi. W. of Indian Trail Rd. TO: 0.07 Mi. N. of Route 33 (0.1500 MI)	
Primary	119652	Harrisonburg	PORT REPUBLIC ROAD (0253)	\$4,101,619
			#SMART22 - PORT REPUBLIC ROAD CORRIDOR IMPROVEMENTS FROM: Devon Lane TO: Hunter Road (0.2100 MI)	
Primary	119662	Harrisonburg	PORT REPUBLIC ROAD (0253)	\$2,924,946
			#SMART22 - PORT REPUBLIC ROAD TURN LANE AND SIDEWALK FROM: Bluestone Drive TO: Crawford Ave. (0.1000 MI)	
Public Transportation	119648	Rockingham County	FRIEDENS CHURCH ROAD (0257)	\$3,045,897
			#SMART22 - MOUNT CRAWFORD PARK AND RIDE LOT IMPROVEMENTS FROM: Park And Ride TO: Lot Improvements	
Secondary	111052	Rockingham County	FRIEDENS CHURCH ROAD (0682)	\$1,839,639
			#SMART18 - (St) RTE 682 FRIEDENS CHURCH RD INTERSECTION FROM: 0.09 Mi. W. Int. Rte. 988 TO: 0.08 Mi. E. Int. Rte. 988 (0.1700 MI)	
Secondary	119653	Rockingham County	SMITHLAND ROAD (0720)	\$3,556,131
			#SMART22 - SMITHLAND ROAD SHOULDER WIDENING FROM: Harrisonburg City Limits TO: Route 11 (0.6410 MI)	
Urban	80488	Bridgewater	0042	\$2,119,526
			RTE 42 - IMPROVE RTE. 42 (MAIN STREET) IN BRIDGEWATER FROM: 0.331 Miles S of Int. of Old River Rd TO: 0.094 Miles N of Int. of Old River Rd (0.4250 MI)	
Urban	115139	Harrisonburg	EVELYN BYRD AVE	\$3,515,278
			#SMART20 University Blvd/Evelyn Byrd Ave Rd Diet & Sidewalk FROM: Int of E Market St TO: Int of Reservoir St (2.2000 MI)	
Construction : Safety/ITS/Operational Improvements Total				\$88,335,225

May 18, 2023

FY 2024-2027 Transportation Improvement Program (TIP)

Harrisonburg MPO

Construction : Transportation Alternatives/Byway/Non-Traditional

	System	UPC	Jurisdiction / Name / Description	Street(Route)	Estimate
Enhancement	113896	Bridgewater	0700		\$298,666
		Gen-Oak Connector - Bridgewater			
		FROM: North Liberty Street TO: Naomi Lane (0.3000 MI)			
Enhancement	107517	Rockingham County	JOHN WAYLAND HWY (EN15)		\$748,502
		Rte. 42 Bicycle / Pedestrian / Buggy Lanes			
		FROM: Eberly Rd (Rt 732) TO: 0.1 Miles N of Int of Garbers Church Rd (Rt 910) (1.3300 MI)			
Enhancement	113685	Harrisonburg	PARK ROAD (EN18)		\$110,033
		PARK ROAD PEDESTRIAN IMPROVEMENTS			
		FROM: EMU Science Building on Park Road TO: Park Road at W. Dogwood Drive (0.2500 MI)			
Enhancement	116859	Bridgewater	EN20		\$326,525
		RIVERWALK PHASE 2			
		FROM: Sidewalk along TO: West Bank Street (0.1800 MI)			
Enhancement	116860	Harrisonburg	FEDERAL STREET (EN20)		\$539,974
		FEDERAL STREET PATH, BLOCK 2			
		FROM: Conversion of a TO: 2-way Street (0.2500 MI)			
Miscellaneous	T19019	Staunton District-wide	0000		\$0
		CN: TRANSPORTATION ENHANCEMENT/BYWAY/OTHER NON-TRADITIONAL			
Urban	113894	Bridgewater	MAIN STREET (0042)		\$240,639
		Main Street Pedestrian Safety Improvement - Bridgewater			
		FROM: East Riverside Drive TO: Turner Ashby Drive (1.6000 MI)			
Construction : Transportation Alternatives/Byway/Non-Traditional Total					\$2,264,339

Maintenance : Preventive Maintenance and System Preservation

	System	UPC	Jurisdiction / Name / Description	Street(Route)	Estimate
Interstate	120970	Staunton District-wide	9999		
		#SGR23VP District Wide Plant Mix Schedule (PM-8M-23)			
		FROM: VARIOUS TO: VARIOUS (3.0700 MI)			
Interstate	120971	Staunton District-wide	9999		
		#SGR23VP District Wide Plant Mix Schedule (PM-8N-23)			
		FROM: VARIOUS TO: VARIOUS (5.2300 MI)			
Miscellaneous	T14725	Staunton District-wide	0000		\$90,996,464
		STIP-MN Staunton: Preventive MN and System Preservation			
Maintenance : Preventive Maintenance and System Preservation Total					\$90,996,464



112 MacTanly Place
Staunton, VA 24401

Phone (540) 885-5174
Fax (540) 885-2687

HRVAMPO.org

May 18, 2023

FY 2024-2027 Transportation Improvement Program (TIP)

Maintenance : Preventive Maintenance for Bridges

	System	UPC	Jurisdiction / Name / Description	Street(Route)	Estimate
Miscellaneous	T14724	Staunton District-wide	0000		\$29,779,836
		STIP-MN Staunton: Preventive MN for Bridges			

Maintenance : Preventive Maintenance for Bridges Total					\$29,779,836
--	--	--	--	--	--------------

Maintenance : Traffic and Safety Operations

	System	UPC	Jurisdiction / Name / Description	Street(Route)	Estimate
Miscellaneous	T14723	Staunton District-wide	0000		\$12,358,669
		STIP-MN Staunton: Traffic and Safety Operations			

Maintenance : Traffic and Safety Operations Total					\$12,358,669
---	--	--	--	--	--------------

Harrisonburg MPO Total					\$289,781,696
-------------------------------	--	--	--	--	----------------------



112 MacTanly Place
Staunton, VA 24401

Phone (540) 885-5174
Fax (540) 885-2687

HRVAMPO.org

May 18, 2023

FY 2024-2027 Transportation Improvement Program (TIP)

TABLE C : Harrisonburg MPO

FEDERAL FUNDING CATEGORIES FISCAL CONSTRAINT BY YEAR

Highway Projects

FFY 2024 - 2027

Fund Source	FFY 2024		FFY 2025		FFY 2026		FFY 2027		TOTAL	
	Projected Obligation Authority	Planned Obligation	Projected Obligation Authority	Planned Obligation	Projected Obligation Authority	Planned Obligation	Projected Obligation Authority	Planned Obligation	Projected Obligation Authority	Planned Obligation
Federal										
NHS/NHPP	\$235,896	\$235,896	\$0	\$0	\$0	\$0	\$0	\$0	\$235,896	\$235,896
STP/STBG	\$8,031,292	\$8,031,292	\$1,147,878	\$1,147,878	\$0	\$0	\$0	\$0	\$9,179,170	\$9,179,170
TAP	\$398,018	\$398,018	\$228,892	\$228,892	\$672,098	\$672,098	\$0	\$0	\$1,299,008	\$1,299,008
Subtotal -- Federal	\$8,665,206	\$8,665,206	\$1,376,770	\$1,376,770	\$672,098	\$672,098	\$0	\$0	\$10,714,074	\$10,714,074
Other										
State Match	\$1,643,637	\$1,643,637	\$344,192	\$344,192	\$168,025	\$168,025	\$0	\$0	\$2,155,854	\$2,155,854
Subtotal -- Other	\$1,643,637	\$1,643,637	\$344,192	\$344,192	\$168,025	\$168,025	\$0	\$0	\$2,155,854	\$2,155,854
Total	\$10,308,843	\$10,308,843	\$1,720,962	\$1,720,962	\$840,123	\$840,123	\$0	\$0	\$12,869,928	\$12,869,928
Federal - ACC (1)										
HSIP	\$181,643	\$181,643	\$192,837	\$192,837	\$0	\$0	\$0	\$0	\$374,480	\$374,480
NHS/NHPP	\$0	\$0	\$0	\$0	\$2,400	\$2,400	\$0	\$0	\$2,400	\$2,400
STP/STBG	\$202,682	\$202,682	\$4,113,969	\$4,113,969	\$1,747,708	\$1,747,708	\$1,747,410	\$1,747,410	\$7,811,769	\$7,811,769
Subtotal -- Federal - ACC (1)	\$384,325	\$384,325	\$4,306,806	\$4,306,806	\$1,750,108	\$1,750,108	\$1,747,410	\$1,747,410	\$8,188,649	\$8,188,649
Statewide and/or Multiple MPO - Federal (3)										
NHS/NHPP	\$1,031,697	\$1,031,697	\$0	\$0	\$0	\$0	\$0	\$0	\$1,031,697	\$1,031,697
Subtotal -- Statewide and/or Multiple MPO - Federal (3)	\$1,031,697	\$1,031,697	\$0	\$0	\$0	\$0	\$0	\$0	\$1,031,697	\$1,031,697
Maintenance - Federal (4)										
NHS/NHPP	\$755,556	\$755,556	\$755,556	\$755,556	\$755,556	\$755,556	\$755,556	\$755,556	\$3,022,224	\$3,022,224
STP/STBG	\$32,327,796	\$32,327,796	\$32,459,886	\$32,459,886	\$32,594,222	\$32,594,222	\$32,730,841	\$32,730,841	\$130,112,745	\$130,112,745
Subtotal -- Maintenance - Federal (4)	\$33,083,352	\$33,083,352	\$33,215,442	\$33,215,442	\$33,349,778	\$33,349,778	\$33,486,397	\$33,486,397	\$133,134,969	\$133,134,969

May 18, 2023

FY 2024-2027 Transportation Improvement Program (TIP)

- (1) ACC -- Advance Construction -- Funding included in Federal Category based on year of AC Conversion
- (2) CMAQ/RSTP includes funds for TRANSIT projects
- (3) Statewide and/or Multiple MPO - Federal - Funding to be obligated in Multiple MPO Regions and/or Statewide for projects as identified
- (4) Maintenance Projects - Funding to be obligated for maintenance projects as identified

End of Highway TIP Financial Plan

May 18, 2023

FY 2024-2027 Transportation Improvement Program (TIP)

TIP Financial Plan – Transit

Federal legislation 49 U.S.C. 5303 requires Metropolitan Planning Organizations (MPOs) to develop a Transportation Improvement Program (TIP) covering a period of at least four years. The TIP must be developed in coordination with the state and public transit providers.

Transit in the Harrisonburg-Rockingham region is funded with a mix of Federal, State, and local funds, which include local jurisdictions and private partners.

May 18, 2023

FY 2024-2027 Transportation Improvement Program (TIP)

VIRGINIA DEPARTMENT OF RAIL AND PUBLIC TRANSPORTATION
STATEWIDE TRANSPORTATION IMPROVEMENT PROGRAM
TRANSIT COSTS (in \$1,000)

	Previous Funding	FY 2024	FY 2025	FY 2026	FY 2027	Total FY 2024-2027
HARRISONBURG-ROCKINGHAM METROPOLITAN PLANNING ORGANIZATION						
TIP ID:	HAR0001	Title: Operating Assistance		Recipient: Harrisonburg Bus Service		
FTA 5307	2,802	2,452	2,797	2,881	2,968	FTA 5307 11,098
State	1,477	1,567	1,614	1,662	1,764	State 6,607
Local	253	1,055	1,293	1,332	1,372	Local 5,052
Revenues	2,225	2,243	2,360	2,431	2,504	Revenues 9,538
Year Total:	6,757	7,317	8,064	8,306	8,608	Total Funds: 32,295
Description:	Operating funds supports Statewide TAM Plan and PTASP targets by keeping assets in state of good repair, minimizing breakdowns, optimizing transit operations.					
TIP ID:	HAR0004	Title: Replacement Rolling Stock		Recipient: Harrisonburg Bus Service		
FTA 5307	1,120	192	2,100	1,772	192	FTA 5307 4,256
State	2,720	38	420	354	38	State 850
Local	160	10	105	89	10	Local 214
Year Total:	4,000	240	2,625	2,215	240	Total Funds: 5,320
Description:	Capital funding supports TAM Plan targets by replacing assets that have met their useful life.					
TIP ID:	HAR0011	Title: Purchase Shop Equipment		Recipient: Harrisonburg Bus Service		
FTA 5307		44				FTA 5307 44
State		9				State 9
Local		2				Local 2
Year Total:		55				Total Funds: 55
Description:	Purchase two (2) Shop Lifts Transit Cost \$55,258.					
TIP ID:	HAR0015	Title: ITS or Misc. Equip		Recipient: Harrisonburg Bus Service		
FTA 5307		160			160	FTA 5307 160
State		32			32	State 32
Local		8			8	Local 8
Year Total:		200			200	Total Funds: 200

May 18, 2023

FY 2024-2027 Transportation Improvement Program (TIP)

Description:	ITS Implementation follows the HDPT ITS Plan. Includes implementation of On Board Systems for Paratransit at the cost of \$200,000 Supports State Wide PTASP targets by improving data gathering and tracking on service vehicles.						
TIP ID:	HAR0018	Title: Purchase Radios		Recipient:	Harrisonburg Bus Service		
FTA 5307				12		FTA 5307	12
State				2		State	2
Local				1		Local	1
Year Total:				15		Total Funds:	15
Description:	Five (5) Radios. Supports Statewide PTASP Targets by improving communications between dispatch and drivers.						
TIP ID:	ARA0001	Title: Paratransit Vehicles		Recipient:	ARC of Harrisonburg/Rockingham		
FTA 5310	58	50				FTA 5310	50
Local	15	12				Local	12
Year Total:	73	62			-	Total Funds:	62
Description:	Adding one (1) additional paratransit vehicle will help to maintain the percentage of vehicles within their ULB to be consistent with TAMS targets.						
TIP ID:	PLV0001	Title: Paratransit Vehicles		Recipient:	Pleasant View, Inc.		
FTA 5310	88	72				FTA 5310	72
Local	22	18				Local	18
Year Total:	110	90			-	Total Funds:	90
Description:	Adding one (1) additional paratransit vehicle will help to maintain the percentage of vehicles within their ULB to be consistent with TAMS targets.						

May 18, 2023

FY 2024-2027 Transportation Improvement Program (TIP)

VIRGINIA DEPARTMENT OF RAIL AND PUBLIC TRANSPORTATION
 STATEWIDE TRANSPORTATION IMPROVEMENT PROGRAM
 VIRGINIA DEPARTMENT OF RAIL AND PUBLIC TRANSPORTATION
 STATEWIDE TRANSPORTATION IMPROVEMENT PROGRAM
 TRANSIT COSTS (in \$1,000)

Harrisonburg Bus Service	Previous Funding	FY 2024	FY 2025	FY 2026	FY 2027	Total FY 2024-2027	
FTA 5307	4,518	47,010	4,897	4,665	4,551	FTA 5307	61,123
State	5,252	10,478	2,034	2,018	2,080	State	16,610
Local	482	3,284	1,398	1,422	1,451	Local	7,555
Revenues	2,225	2,243	2,360	2,431	2,504	Revenues	9,538
<i>Totals</i>	<i>12,477</i>	<i>63,015</i>	<i>10,689</i>	<i>10,536</i>	<i>10,586</i>		<i>94,826</i>

Human Service Transportation Providers	Previous Funding	FY 2024	FY 2025	FY 2026	FY 2027	Total FY 2024-2027	
FTA 5310	254	122				FTA 5310	122
Local	64	30				Local	30
<i>Totals</i>	<i>318</i>	<i>152</i>					<i>152</i>

Harrisonburg MPO	Previous Funding	FY 2024	FY 2025	FY 2026	FY 2027	Total FY 2024-2027	
FTA 5307	4,518	47,010	4,897	4,665	4,551	FTA 5307	61,123
FTA 5310	254	122				FTA 5310	122
State	5,252	10,478	2,034	2,018	2,080	State	16,610
Local	546	3,314	1,398	1,422	1,451	Local	7,585
Revenues	2,225	2,243	2,360	2,431	2,504	Revenues	9,538
<i>Totals</i>	<i>12,795</i>	<i>63,167</i>	<i>10,689</i>	<i>10,536</i>	<i>10,586</i>		<i>94,978</i>

End of Transit TIP Financial Plan

May 18, 2023

FY 2024-2027 Transportation Improvement Program (TIP)

Appendix A: Highway TIP Amendments and Administrative Modifications

June 20th Amendment

GROUPING		Maintenance: Preventive Maintenance for Bridges				
PROGRAM NOTE		Funding identified to be obligated districtwide as projects are identified.				
ROUTE/STREET					TOTAL COST	\$29,779,836
	FUND SOURCE	MATCH	FY24	FY25	FY26	FY27
CN	Federal - NHS/NHPP	\$0	\$5,564,556	\$755,556	\$755,556	\$755,556
	Federal - STP/STBG	\$0	\$6,648,943	\$6,675,613	\$6,702,736	\$6,730,320
CN TOTAL		\$0	\$7,404,499	\$7,431,169	\$7,458,292	\$7,485,876

May 18, 2023

FY 2024-2027 Transportation Improvement Program (TIP)

December 7th, 2023 Amendment

Harrisonburg MPO Primary Projects

UPC NO	108810	SCOPE	Reconstruction w/ Added Capacity			
SYSTEM	Primary	JURISDICTION	Rockingham County	OVERSIGHT	NFO	
PROJECT	#HB2.FY17 Route 11 S. Valley Pike Roadway Improvements			ADMIN BY	VDOT	
DESCRIPTION	FROM: INT. ROUTE 704 TO: 0.005 MILES NORTH INT. ROUTE 701 (1.2850 MI)					
PROGRAM NOTE	TIP AMD - add \$105,375 (AC-STP/STBG) FFY24, move \$105,375 (STP/STBG) from FFY24 to (ACC-STP/STBG) FFY25 PE phase; add \$325,550 (AC-STP/STBG) & release \$325,550 (STP/STBG) FFY24, release \$301,420 (ACC-STP/STBG) FFY25, release \$43,551 (ACC-STP/STBG) FFY26, release \$28,601 (ACC-STP/STBG) FFY27 RW phase; add an additional \$2,000,000 (AC-Other) & \$3,567,173 (HSIP) FFY24 CN phase. Includes \$2,043,949 GARVEE Debt Service Principal Prev, \$391,615 GARVEE Debt Service Principal FFY24, \$842,394 GARVEE Debt Service Principal FFY25, \$1,059,340 GARVEE Debt Service Principal FFY26, \$1,124,688 GARVEE Debt Service Principal FFY27. Total GARVEE Debt Service Principal \$18,789,084. Corresponding Debt Service UPC 110397					
ROUTE/STREET	SOUTH VALLEY PIKE (0011)			TOTAL COST	\$25,692,911	
	FUND SOURCE	MATCH	FY24	FY25	FY26	FY27
PE	Federal - AC CONVERSION	\$0	\$0	\$105,375	\$0	\$0
	Federal - STP/STBG	\$0	\$391,616	\$0	\$0	\$0
PE TOTAL		\$0	\$391,616	\$105,375	\$0	\$0
PE AC	Federal - AC		\$105,375	\$0	\$0	\$0
RW	Federal - AC CONVERSION	\$0	\$0	\$737,019	\$1,059,340	\$1,124,687
RW AC	Federal - AC	\$0	\$6,628,098	\$0	\$0	\$0
CN	Federal - HSIP	\$0	\$3,567,173	\$0	\$0	\$0
CN AC	Federal - AC	\$0	\$9,620,046	\$0	\$0	\$0
	Federal - AC OTHER	\$0	\$3,336,654	\$0	\$0	\$0
CN AC		\$0	\$12,956,700	\$0	\$0	\$0

Federal funds include the use of soft match supported by approved toll credits unless otherwise indicated and/or matching funds are shown in the "Match" column. Non-federal fund sources are as noted in the "Program Note" and shown in the "Match" column, when applicable.

May 18, 2023

FY 2024-2027 Transportation Improvement Program (TIP)

Appendix B: Transit TIP Amendments and Administrative Modifications

June 20th Amendment

VIRGINIA DEPARTMENT OF RAIL AND PUBLIC TRANSPORTATION
STATEWIDE TRANSPORTATION IMPROVEMENT PROGRAM
TRANSIT COSTS (in \$1,000)

	Previous Funding	FY 2024	FY 2025	FY 2026	FY 2027	Total FY 2024-2027	
HARRISONBURG-ROCKINGHAM METROPOLITAN PLANNING ORGANIZATION							
TIP ID:	HAR0001	Title: Operating Assistance		Recipient: Harrisonburg Bus Service			
FTA 5307	4,518	4,692	4,897	4,665	4,551	FTA 5307	18,805
State	1,477	1,567	1,614	1,662	1,764	State	6,607
Local	253	1,055	1,293	1,332	1,372	Local	5,052
Revenues	2,225	2,243	2,360	2,431	2,504	Revenues	9,538
Year Total:	8,473	9,557	10,164	10,090	10,191	Total Funds:	40,002
Description:	Operating funds supports Statewide TAM Plan and PTASP targets by keeping assets in state of good repair, minimizing breakdowns, optimizing transit operations.						

July 31, 2024 Administrative Modification – Adjusted Funding for FY 2025

Arc of Harrisonburg

	Previous Funding	FY 2024	FY 2025	FY 2026	FY 2027	Total FY 2024-2027	
TIP ID:	ARA0001	Title: Paratransit Vehicles		Recipient: ARC of Harrisonburg/Rockingham			
FTA 5310	104	50	124	62	62	FTA 5310	236
State	-	-				State	-
Local	26	12	31	16	16	Local	59
Year Total:	130	62	155	78	78	Total Funds:	295

Pleasant View

	Previous Funding	FY 2024	FY 2025	FY 2026	FY 2027	Total FY 2024-2027	
TIP ID:	PLV0001	Title: Paratransit Vehicles		Recipient: Pleasant View, Inc.			
FTA 5310	108	72	62	62	62	FTA 5310	196
State						State	-
Local	27	18	15	16	16	Local	49
Year Total:	135	90	77	78	78	Total Funds:	245

May 18, 2023

FY 2024-2027 Transportation Improvement Program (TIP)

August 6, 2024 Administrative Modifications – Adjusted Funding for FY 2025 - 2027

TIP ID:	Title: Replacement Rolling Stock			Recipient: Harrisonburg Bus Service			
FTA 5307	1,120	192	2,349	1,920	192	FTA 5307	4,653
State	2,720	38	470	384	38	State	930
Local	160	10	117	96	10	Local	233
Year Total:	4,000	240	2,936	2,400	240	Total Funds:	5,816
Description:	Capital funding supports TAM Plan targets by replacing assets that have met their useful life. TIP Administrative Modification: Revising totals for replacement paratransit buses to reflect the DRPT SYIP for FY2024 and out years.						

TIP ID:	Title: ITS or Misc. Equip			Recipient: Harrisonburg Bus Service			
FTA 5307		160	15		160	FTA 5307	335
State		32	3		32	State	67
Local		8	1		8	Local	17
Year Total:		200	19		200	Total Funds:	419
Description:	TIP Administrative Modification: Revising totals for security camera upgrades for facility to reflect the DRPT SYIP for FY2025 and going forward.						

August 14, 2024 Administrative Modifications – Adjusted Funding for FY 2025 - 2027

TIP ID:	Title: Paratransit Vehicles			Recipient: ARC of Harrisonburg/Rockingham			
FTA 5310	240	480				FTA 5310	480
Local	60	120				Local	120
Year Total:	300	600			-	Total Funds:	600
Description:	Adding one (1) additional paratransit vehicle will help to maintain the percentage of vehicles within their ULB to be consistent with TAMS targets.						
TIP ID:	Title: Paratransit Vehicles			Recipient: Pleasant View, Inc.			
FTA 5310	58	187				FTA 5310	187
Local	15	47				Local	47
Year Total:	73	234			-	Total Funds:	234
Description:	Adding one (1) additional paratransit vehicle will help to maintain the percentage of vehicles within their ULB to be consistent with TAMS targets.						

May 18, 2023

FY 2024-2027 Transportation Improvement Program (TIP)

September 9, 2024 Amendments – Adjusted Funding for FY 2024 - 2027

	Previous Funding	FY 2024	FY 2025	FY 2026	FY 2027	Total FY 2024-2027	
HARRISONBURG-ROCKINGHAM METROPOLITAN PLANNING ORGANIZATION							
TIP ID:	HAR0001	Title: Operating Assistance		Recipient: Harrisonburg Bus Service			
FTA 5307	4,518	4,692	4,897	4,665	4,551	FTA 5307	18,805
State	1,477	1,788	1,974	1,662	1,764	State	7,188
Local	253	227	250	260	270	Local	1,007
Revenues	2,225	2,511	2,694	2,431	2,504	Revenues	10,140
Year Total:	8,473	9,218	9,815	9,018	9,089	Total Funds:	37,140
Description:	Operating funds supports Statewide TAM Plan and PTASP targets by keeping assets in state of good repair, minimizing breakdowns, optimizing transit operations.						

TIP ID:	HAR0005	Title: Expansion Rolling Stock Paratransit		Recipient: Harrisonburg Bus Service			
FTA 5307			313		-	FTA 5307	313
Flexible STP					-	Flexible STP	
State			63		-	State	63
Local			16		-	Local	16
Year Total:			392	-	-	Total Funds:	392
Description:	TIP Amendment: Adding new project for expansion rolling stock for paratransit buses to reflect the DRPT SYIP for FY2024 and out years. Expansion buses added to FY2025 - 5307: \$313,000, State: \$63,000, Local: \$16,000.						

TIP ID:	HAR0008	Title: Bus Shelters and Fixtures		Recipient: Harrisonburg Bus Service			
FTA 5307			84		-	FTA 5307	84
Flexible STP					-	Flexible STP	
State			17		-	State	17
Local			4		-	Local	4
Year Total:			105	-	-	Total Funds:	105
Description:	TIP Amendment: Adding new project for bus shelters and fixtures to reflect the DRPT SYIP for FY2025. Bus shelters and fixtures added to FY2025 - 5307: \$84,000, State: \$17,000, Local: \$4,000.						

Appendix C: Resource Guide

Highway TIP User's Guide

This guide assists the reader in understanding project information for all projects in the Highway TIP. Information for each project appears in the chart format shown below.

Terms used to identify specific programming requirements are presented in the grey boxes, while project-specific details are presented in the white boxes to the right of, or below, each term. Definitions for the numbered terms appear in the corresponding **Glossary of Terms** table.

Figure 1: TIP Programming Table

UPC NO	77273	SCOPE	BRIDGE REPLACEMENT			
SYSTEM	Secondary	JURISDICTION	Albemarle County	OVERSIGHT	NFO	
PROJECT	RTE 743 - BRIDGE & APPROACHES OVER NORTH FORK RIVANNA			ADMIN BY	VDOT	
DESCRIPTION	FROM: 0.11 Mi. W Int. Rte. 641 TO: Int. Rte. 641 (0.1100 MI)					
ROUTE/STREET	0743	TOTAL COST			\$4,017,516	
FUND SOURCE	MATCH	FY09	FY10	FY11	FY12	
		\$0	\$0	\$0	\$0	\$0

May 18, 2023

FY 2024-2027 Transportation Improvement Program (TIP)

Glossary of Terms

ID	Term	Definition
1	Universal Project Code (UPC) Number	Number assigned to each project at its conception, remaining with the project until completion.
2	Scope	Details work to be covered by the project
3	System	Indicates which system, program, or mode of transportation the project falls within. E.g. - Interstate, Primary, Secondary, Urban, Rail, Transportation Enhancements, or Miscellaneous
4	Jurisdiction	Identifies the project jurisdiction
5	Federal Oversight Indicator (FO or NFO)	FO: Indicates Federal Oversight in the project construction, contracting, and management. NFO: Indicates No Federal Oversight in the construction, contracting, and management issues, and does not affect the standard environmental review process for transportation projects. All federally funded transportation projects must include the required environmental documents regardless of whether there is federal oversight required
6	Project/Project Phase	Name of the Project and Phase (i.e. PE: Preliminary Engineering - Preliminary field survey, utility location, environmental or historical studies, design drawings, final field inspections and public hearings will be done. This process can take several months to years to complete; RW: Right of Way - Negotiations with property owners take place, payments are made, and arrangements with utility companies are finalized to obtain the land necessary for the project; or CN: Construction - Project is advertised to prospective contractors for bids. Once the bids are opened and a contract awarded, construction can begin.)
7	Admin By	Identifies the entity responsible for the project
8	Description	Identifies the project's limits
9	Route/Street	Identifies local Route number or name of road/street
10	Total Cost	The total estimated cost (TO) reflecting the best overall estimate available at the time. Estimated costs begin as rough estimates, usually based on historical data, and are updated at critical stages (e.g. the final field inspection), as plans are more defined.
11	Fund Source	Identifies the FHWA or FTA funding source. Additional funding source information is provided in Appendix C
12	Match	Dollar amount matched to federally funded project. Most federal fund sources require a match of some sort; most often 20% of the total cost. The match is included in the obligations section for informational purposes. The match can come from local, state or other sources
13	Current and Future Obligations	The amount of funding which is obligated for the indicated phase of work. An obligation represents a commitment from the Federal government to reimburse the state for the Federal share (e.g. 80%) of a project's eligible cost. This commitment occurs when the project is approved and the Federal government executes the project agreement. The funding obligation listed is the dollar amount that a state may spend and expect reimbursement for during each Federal fiscal year.

May 18, 2023

FY 2024-2027 Transportation Improvement Program (TIP)

Highway Funding Programs

Accelerated Incentive Deployment (AID):

The [AID Demonstration program](#) provides funding as an incentive for eligible entities to accelerate the implementation and adoption of innovation in highway transportation. The AID Demonstration program is one initiative under the multi-faceted Technology and Innovation Deployment Program (TIDP) approach providing funding and other resources to offset the risk of trying an innovation. The new [Notice of Funding Opportunity \(NOFO\)](#) was published on September 1, 2016, continuing the AID Demonstration program under the [Fixing America's Surface Transportation \(FAST\) Act](#) (Pub. L. No. 114-94).

Bridge Rehabilitation and Replacement/Bridge Off-System Funds Program (BR/BROS):

A former SAFETEA-LU program that provided funding for bridge improvements. Eligibility for funding was based on a rating of bridge condition by VDOT as a candidate for upgrading.

Interstate Maintenance (IM):

A former SAFETEA-LU program that provided funding for resurfacing, restoring, rehabilitating and reconstructing (4R) most routes on the National System of Interstate and Defense Highways.

National Highway Performance Program (NHPP)

MAP-21 eliminated the programs with dedicated funding for repair by consolidating the Interstate Maintenance and Highway Bridge Repair programs and shifting these funds to the new NHPP. The new NHPP is now the largest highway program, receiving 58 percent of all highway formula dollars. MAP-21 dramatically expanded the funding for the NHPP program (previously called the National Highway System program) and consolidates the other programs intended for bridge repair and Interstate maintenance.

Only projects located on the National Highway System (NHS) are eligible, which was expanded to include an additional 60,000 new lane miles and bridges. If a state fails to meet minimum Interstate pavement condition standards, they must set aside an additional amount of NHPP funds until the standard is met. If the total structurally deficient deck area of NHS bridges exceeds 10 percent of all NHS bridge deck area, then a state must set aside NHPP funds to the Highway Bridge Program until the standard is met. VDOT has consolidated funds into customized pots of money for the State of Good Repair (SGR) program, which seeks to meet the State's interstate and bridge repair needs.

Non-Federal:

Any funding that does not come from federal sources is grouped into the nonfederal funding category.

Surface Transportation Program (STP):

Under the former SAFETEA-LU and MAP-21 eras, this program provided flexible funding that could be used on any project located on a roadway that is classified higher than a minor collector. Projects that were eligible for funding under this program included construction, reconstruction, and rehabilitation, and bridge projects on any public road. Regional STP funds were designated as RSTP, and Local STP funds were designated as LSTP.

May 18, 2023

FY 2024-2027 Transportation Improvement Program (TIP)

Surface Transportation Block Grant Program (STBG):

The FAST Act converts the long-standing Surface Transportation Program into the Surface Transportation *Block Grant* Program acknowledging that this program has the most flexible eligibilities among all Federal-aid highway programs and aligning the program's name with how FHWA has historically administered it. [FAST Act § 1109(a)]. The STBG promotes flexibility in State and local transportation decisions and provides flexible funding to best address State and local transportation needs.

VDOT has consolidated its STBG funds (after set asides for TA and planning/research) and National Highway Performance Program (NHPP) funds into customized pots of money for SMART SCALE, State of Good Repair (SGR), and other programs.

Safe Routes to School Program (SRTS):

This is a competitive grant program to enable and encourage children to safely walk and bicycle to school. Funds can be used for infrastructure improvements and educational programs.

Transportation Alternatives Program (TAP):

These funds are available for bicycle and pedestrian facilities through the Surface Transportation Program of MAP 21. A 10% set aside from each state's allocation of STP funds must be used for Transportation Enhancement activities.

Transit Funding Programs (FTA)

FTA 5307:

This is the FTA Urbanized Area Formula Program, Section 5307 provides funds for public transportation capital investments, and operating expenses in urbanized areas (UZAs). Pursuant to the FAST Act, job access and reverse commute projects that are located in urbanized areas are now eligible for funding under this program.

FTA 5310:

This program is intended to enhance mobility for seniors and persons with disabilities by providing funds for programs to serve the special needs of transit-dependent populations beyond traditional public transportation services and Americans with Disabilities Act (ADA) complementary paratransit services. Under the FAST Act, projects that were formerly eligible for funding under SAFETEA-LU's New Freedom, Section 5317 grant program are now eligible for Section 5310 funds.

FTA 5311:

The FTA 5311 program is a non-urbanized area formula funding program for public transit capital and operating costs in non-urbanized areas with a population fewer than 50,000 as designated by the United States Census Bureau. Job access and reverse commute projects, which are located in non-urbanized areas, are now eligible for these funds under the FAST Act.

May 18, 2023

FY 2024-2027 Transportation Improvement Program (TIP)

FTA 5339:

This program provides capital funding to replace, rehabilitate and purchase buses and related equipment and to construct bus-related facilities. Created under the FAST Act, this program replaces components of SAFETEA-LU’s former Section 5309 Bus and Bus Facilities program.

Appendix D: Highway Performance Based Planning

Performance Measure Implementation Schedule



Implementation Timeline

Final Rule	Effective Date	States Set Targets By	MPOs Set Targets By	LRSTP, MTP, STIP and TIP Inclusion
Safety Performance Measures (PM1)	April 14, 2016	Aug. 31, 2017	Up to 180 days after the State sets targets, but not later than Feb. 27, 2018	Updates or amendments on or after May 27, 2018
Pavement/ Bridge Performance Measures (PM2)	May 20, 2017	May 20, 2018	No later than 180 days after the State(s) sets targets	Updates or amendments on or after May 20, 2019
System Performance Measures (PM3)	May 20, 2017	May 20, 2018	No later than 180 days after the State(s) sets targets	Updates or amendments on or after May 20, 2019



Performance Measures

In accordance with the requirements of MAP-21 and the FAST Act, Virginia has established safety performance objectives as published in Virginia’s 2017 – 2021 Strategic Highway Safety Plan (SHSP), and starting in 2017, annual targets in the Highway Safety Improvement Program (HSIP) Annual Report. The SHSP performance measure objectives are indicated in Table 1 below.

Table 1: 2017 - 2021 SHSP Safety Performance Objectives

Performance Target	Reduction Per Year
--------------------	--------------------

May 18, 2023

FY 2024-2027 Transportation Improvement Program (TIP)

1	Number of Fatalities	2%
2	Rate of Fatalities per 100-Million Vehicle Miles Traveled	3%
3	Number of Serious Injuries	5%
4	Rate Serious Injury Million Vehicle Miles Traveled	7%
5	Number of Non-Motorized Fatalities & Non-Motorized Serious Injuries	1%

For safety performance measures 1, 2 and 3, annual targets are developed collaboratively by the Department of Motor Vehicles (DMV) Highway Safety Office (HSO) and VDOT HSIP staff. The DMV HSO includes these measures in their Highway Traffic Safety Administration (NHTSA) every June.

The Commonwealth Transportation Board (CTB) approves all five annual targets and VDOT includes these in the HISP Annual Report submitted to FHWA each August. Within 180 days of VDOT’s annual report submission to FHWA, MPOs must indicate their support of the state targets or submit their own regional targets for one or more of the safety measures.

Connection to Other Performance Based Planning Documents

The federally required SHSP, a five-year multi-agency comprehensive plan focused on reducing fatalities and serious injuries on all public roads serves as the coordinating document for other plans and programs that involve traffic safety. This coordination involves the long-range statewide transportation plan (LRSTP), the metropolitan transportation plans (MTP), and three plans that implement parts of the SHSP- the Highway Safety Plan (HSP), and the Commercial Vehicle Safety Plan (CVSP). This integration is important for improving overall safety coordination amongst various partners and leads to more comprehensive transportation safety planning.

The LRSTP, VTrans 2040, guides the state’s investment decisions for transportation improvements. Safety and performance management is included in the VTrans 2040 Vision, Goals & Objectives, and Guiding Principles:

- **Guiding Principle 2:** Ensure Safety, Security, and Resiliency – Provide a transportation system that is safe for all users, responds immediately to short-term shocks such as weather events or security emergencies, and adapts effectively to long-term stressors such as sea level rise.
- **Guiding Principle 5:** Ensure Transparency and Accountability and Promote Performance Management – work openly with partners and engage stakeholders in project development and implementation; and establish performance targets that consider the needs of all communities, measure progress towards targets, and to adjust programs and policies as necessary to achieve the established targets.
- **Goal C:** Safety of All Users – Provide a safe transportation system for passengers and goods on all travel mode.
 - Objectives:

May 18, 2023

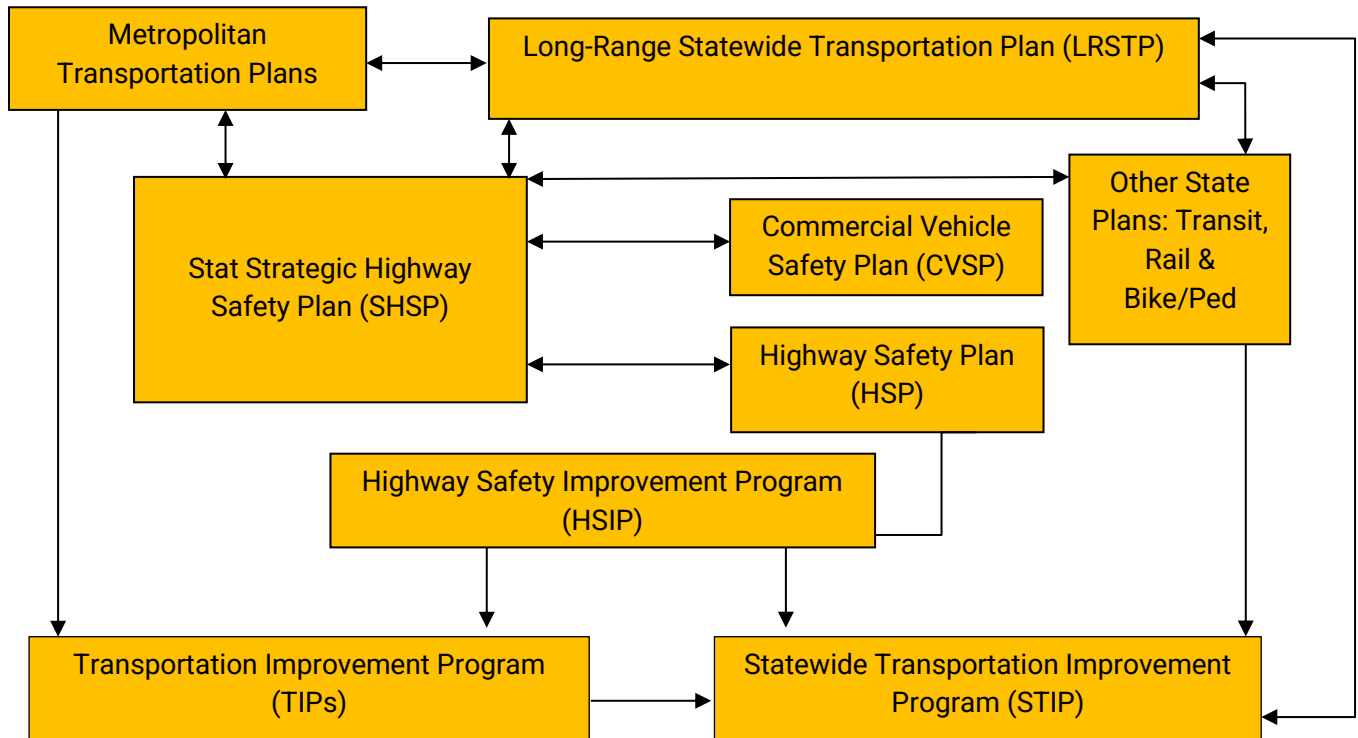
FY 2024-2027 Transportation Improvement Program (TIP)

- Reduce the number and rate of motorized fatalities and serious injuries.
- Reduce the number of non-motorized fatalities and injuries.

MTPs are similar to the LRSTP, however an MTP covers a specific metropolitan planning area. MTPs include goals and objectives for their respective areas/regions and identify strategies for advancing long-term transportation investments in a specific region.

The HSIP is an annual plan to address highway user behaviors that will improve safety through education and enforcement campaigns. The HSP and associated NHTSA grant are administered through the DMV’s HSO.

Furthermore, each year the Virginia State Police (VSP) submits a Commercial Vehicles Safety Plan (CVSP) to the Federal Motor Carrier Safety Administration as a requirement of obtaining related enforcement grants. The relationship between the various plans and programs is shown below:



Projects in the STIP are directly linked to the safety objectives outlined in the SHSP through the strategies and actions that are priorities in Virginia.

May 18, 2023

FY 2024-2027 Transportation Improvement Program (TIP)

Funding for Safety Projects

Safety targeted improvements are implemented through HSIP projects. Each year Virginia is allocated \$55-Million for HSIP and \$5-Million for Railway Grade Crossing improvements. Virginia is also subject to a Penalty Transfer provision, Section 154 "Open Container", such that 2.5% of NHPP funds are reserved for either NHTSA Alcohol-Impaired Driving or HSIP projects. The State determines what proportion goes to each program. Of the HSIP funds, about 10 percent is set aside for non-motorized safety projects and 20 percent of the remainder for improvements on locally-maintained roadways.

How do Safety Projects get selected for Inclusion in the STIP?

The HSIP project planning and delivery follows these steps:

- Each year highway segment and intersection locations that have the highest potential for safety improvement are identified based on the previous five years of traffic crash and volume data. These above average crash locations are provided to the VDOT Districts to determine appropriate locations and countermeasures for HSIP funding. The potential for vehicle-train crashes at each at-grade railroad crossing is also distributed.
- HSIP project proposals are submitted through the SMART Portal for the appropriate safety program.
- VDOT and locality submitted HSIP proposals are reviewed and prioritized based on the number of targeted crashes and the benefit to cost ratio or the potential risk reduction for non-motorized and rail highway grade crossing improvements.
- Projects are selected and programmed for the last two or three years of the SYIP. At present there are over \$100 million of safety improvement proposals, with an expected benefit, that remain unfunded.

In recent years, programmed priority HSIP projects have shifted from being higher cost spot intersection and segment improvements to lower cost systemic improvements that target specific crash types and/or roadway characteristics that are factors in crashes across the network. Examples of systemic improvements include traffic signal devices and timing at intersections and curve signing, higher friction surfaces and rumble strips on segments.

Safety improvements are also included within projects funded with non-HSIP funds. The SMART SCALE scoring and prioritization process for inclusion of projects in the SYIP, considers safety benefits from improvements addressing travel of all modes. Many of the large SMART SCALE projects, upon completion, will have distinct impacts on safety performance in the Commonwealth. In addition, projects funded through other state and federal sources in the SYIP will also have crash reduction benefits that contribute to improved safety performance.

Thus, the funding to meet Virginia's safety objectives and targets is allocated to projects in the CTB approved SYIP and is consistent with VTrans 2040. Since the SYIP is the foundation for the STIP, the program of projects in the

May 18, 2023

FY 2024-2027 Transportation Improvement Program (TIP)

STIP demonstrates support to achieve Virginia’s safety performance objectives and target and is consistent with Virginia’s SHSP and the HSIP.

May 18, 2023

FY 2024-2027 Transportation Improvement Program (TIP)

Appendix E: Performance Based Planning and Programming for Transit Asset Management

The two most recent federal transportation laws, MAP-21 and FAST Act, establish performance measure requirements to ensure states and metropolitan planning organizations (MPOs) are investing transportation funds in projects that collectively will contribute towards the achievement of national goals. The USDOT recently published new rules for states and MPOs to collect data and establish performance targets that will support performance and outcome-based investment decisions.

The new federal performance measurement requirement for transit agencies focuses on one area: transit asset management (TAM). The measures look specifically at the percentage of revenue vehicles that have exceeded their Useful Life Benchmark (ULB), the percentage of non-revenue and service vehicles that have exceeded their ULB, and percentage of facilities with a condition below 3.0 on the Federal Transit Administrator's TERM Scale. All transit agencies receiving grants from the FTA are required to complete a TAM plan. The FTA has established two tiers of agencies based on size parameters.

A Tier I agency operates rail, OR has 101 vehicles or more all fixed route modes, OR has 101 vehicles or more in one non-fixed route mode. A Tier II agency is a subrecipient of FTA 5311 funds, OR is an American Indian Tribe, OR has 100 or less vehicles across all fixed route modes, OR has 100 vehicles or less in one non-fixed route mode.

The first completed TAM plan was submitted to the National Transit Database (NTD) by October 1, 2018. Other required deadlines are found in the table below.

Reporting Activity	Reporting Deadline
Complete compliant TAM Plan	October 2018
Report FY18 asset data to NTD Submit FY19 targets to NTD	October 2018
Report FY19 asset data to NTD Submit FY20 targets to NTD Submit narrative report to NTD	October 2019
Report FY20 asset data to NTD Submit FY21 targets to NTD Submit narrative report to NTD	October 2020
Complete updated TAM Plan	October 2022

Transit agency deadlines for TAM Rulemaking for June-July fiscal year

May 18, 2023

FY 2024-2027 Transportation Improvement Program (TIP)

The Department of Rail and Public Transportation (DRPT) is the sponsor for the Statewide Tier II Group Plan. For Tier II providers under the DRPT Group Plan, any Transportation Improvement Program (TIP) document or Metropolitan Transportation Plan (MTP) adopted after October 1, 2018 will be in compliance with the TAM Plans developed by DRPT and adopted by the Tier II transit providers within the MPO as well as the regional performance measures adopted by the MPO as a whole.

The HRMPO programs federal transportation funds for the Harrisonburg Department of Public Transportation (HDPT). HDPT is a Tier II agency participating in the DRPT sponsored group TAM Plan. The MPO has integrated the goals measures and targets described in the [Federal Fiscal Year 2018 Group Transit Asset Management Plan and 2020 plan Addendum](#) into the MPO's planning and programming process specific targets for the Tier II Group

Table 3: TAM Targets for rolling stock and facilities: Percentage of Revenue Vehicles that have met or exceeded their ULB by Asset Type.

Asset Category - Performance Measure	Asset Class	2022 Target*
Revenue Vehicles		
Age - % of revenue vehicles within a particular asset class that have met or exceeded their Useful Life Benchmark (ULB)	AB - Articulated Bus	5%
	BU - Bus	15%
	CU - Cutaway	10%
	MB - Minibus	20%
	BR - Over-the-Road Bus	15%
	VN - Van	20%
Equipment		
Age - % of vehicles that have met or exceeded their Useful Life Benchmark (ULB)	Non-Revenue/Service Automobile	30%
	Trucks and other Rubber Tire Vehicles	30%
Facilities		
Condition - % of facilities with a condition rating below 3.0 on the FTA TERM Scale	Administrative Facility	10%
	Maintenance Facility	10%
	Parking Facility	10%
	Passenger Facilities	15%

Appendix F: Performance Based Planning and Programming for Pavements and Bridges

Performance Targets

In accordance with the requirements of MAP-21 and the FAST Act, Virginia has established pavement and bridge condition performance targets as reported in Virginia’s Baseline Performance Period Report for 2022-2025¹. On September 21, 2022, Virginia’s Office of Intermodal Planning and Investment (OIPI) established a new set of four-year statewide targets for condition of bridge decks and pavement and system performance measures, including travel time reliability. These targets were approved on the same day by the Commonwealth Transportation Board (CTB), and will be for January 1, 2022 through December 31, 2025.

This report, submitted to FHWA in October 2022, satisfies the federal requirement that State DOTs submit a Baseline Performance Period Report to FHWA by October 1st of the first year in a performance period. Performance measures for pavement condition are required for the National Highway System (NHS), while bridge condition requirements relate to structures identified as part of the National Bridge Inventory on the NHS.

The pavement condition measures and established performance targets for the 2022-2025 performance period are indicated in Table 1 below.

Table 1: Pavement Condition Measures and Performance Targets

Interstate Pavement Condition Measures²	CY 2022-2023 Two Year Target	CY 2022-2025 Four Year Target
Percentage of Pavements in Good Condition	45.0%	45.0%
Percentage of Pavements in Poor Condition	3.0%	3.0%
Non-Interstate NHS Pavement Condition Measures³	2022-2023 Two Year Target	2022-2025 Four Year Target
Percentage of Non-Interstate Pavements in Good Condition	25.0%	25.0%
Percentage of Non-Interstate Pavements in Poor Condition	5.0%	5.0%

¹ Virginia’s Performance Period Report data is through December 2025.

² Interstate condition measures are based on four distresses: International Roughness Index (IRI), cracking, rutting, and faulting.

³ During this first performance period, Federal requirements for Non-Interstate NHS pavement condition and performance targets are based on a single distress, IRI. However, Federal guidance outlined in a September 27, 2018 Memorandum on State DOT Targets for Non-Interstate NHS Pavement Measures allows for the use of full distress data when reporting Non-Interstate NHS performance targets. Given the availability of full distress data, Virginia has chosen this approach and reported performance targets for Non-Interstate NHS pavements based on all four distresses. This allows for consistency in assessing the condition and setting performance targets for both Interstate and Non-Interstate NHS pavements.

May 18, 2023

FY 2024-2027 Transportation Improvement Program (TIP)

Bridge condition measures and established performance targets for the 2022-2025 performance period are indicated in Table 2 below.

Table 2: NHS Bridge Condition Measures and Performance Targets

NHS Bridge Condition Measures	CY 2022-2023 Two Year Target	CY 2022-2025 Four Year Target
Percentage of Deck Area of NBI Bridges on the NHS in Good Condition	27.2%	25.1%
Percentage of Deck Area of NBI Bridges on the NHS in Poor Condition	3.3%	3.6%

Background/History

Virginia’s history of monitoring asset conditions and utilizing performance information to determine investment strategies based on available funding levels spans over 10 years for pavements and bridges. VDOT maintains a comprehensive inventory of all pavement and bridges on the state-maintained network. This inventory, which includes location, maintenance responsibility, ownership, and current condition or inspection information, serves as the foundation for life cycle planning, performance forecasting, maintenance and rehabilitation needs estimation, as well as prioritization of work to maximize asset life given available funding. Condition information is also important for communicating with external stakeholders, including the general public.

VDOT’s commitment to responsible Transportation Asset Management (TAM) practice is demonstrated through VDOT’s annual condition data collection programs and its establishment and publication of network level pavement and bridge performance goals. VDOT’s current condition measures and performance goals have been in place for many years and are fully integrated into VDOT’s budgeting process and investment strategies. The federal pavement and bridge performance measures apply to a limited portion of the network for which VDOT is responsible (less than 15% of all lane miles and 18% of the bridge inventory).

Connection to Other Performance Based Planning Documents

VTrans, the state’s long-range multimodal plan, provides the overarching vision and goals for transportation in the Commonwealth. The long-range plan provides a vision for Virginia’s future transportation system and defines goals, objectives, and guiding principles to achieve the vision. It also provides direction to state and regional transportation agencies on strategies and policies to be incorporated into their plans and programs. The most recent approved long-range multimodal plan is VTrans2040.

May 18, 2023

FY 2024-2027 Transportation Improvement Program (TIP)

Performance management, specifically as it relates to pavements and bridges, is included in the VTrans2045 Vision, Goals & Objectives, and Guiding Principles as noted below:

- Guiding Principle 5: Ensure Transparency and Accountability, and Promote Performance Management - Work openly with partners and engage stakeholders in project development and implementation, and establish performance targets that consider the needs of all communities, measure progress towards targets, and to adjust programs and policies as necessary to achieve the established targets.
- Goal D: Proactive System Management - maintain the transportation system in good condition and leverage technology to optimize existing and new infrastructure.
 - Objectives:
 - Improve the condition of all bridges based on deck area.
 - Increase the lane miles of pavement in good or fair condition.

Virginia's federally required Transportation Asset Management Plan (TAMP) presents pavement and bridge inventory and conditions, along with the Commonwealth's performance objectives, measures, and associated risks as they relate to the federal requirements. Asset funding, investment strategies, forecasts, goals, and gaps are also included. The TAMP is specific to the NHS and provides the Commonwealth's Transportation Asset Management (TAM) processes and methodology to meet federal requirements. Pavement and bridge projects included in the STIP are consistent with Virginia's reported TAM processes and methodology. The program of projects in the STIP are directly linked to the pavement and bridge objectives outlined in VTrans2040 and the TAMP through the strategies and actions that are priorities in Virginia.

Funding for Pavement and Bridge Projects

There are two key funding sources for pavement and bridge projects, the Highway Maintenance and Operations Fund (HMOF) and State of Good Repair (SGR) program funds. The pavement and bridge funding is used for differing projects from routine maintenance to reconstructive work. Funds are allocated to pavement and bridge projects based on an annual needs assessment process supported by a data-driven prioritization and selection process. The prioritization process is the same for the various funding sources; however, the [State of Good Repair](#) program funds are designated for deteriorated pavements and structurally deficient bridges.

The SGR program requires funds be distributed proportionality between VDOT and localities, based on assessed needs. More details, including the requirements for pavements and bridges, and the SGR prioritization process methodology, can be found at: [State of Good Repair for Bridges](#) and [Local Assistance Funding Programs](#).

May 18, 2023

FY 2024-2027 Transportation Improvement Program (TIP)

VDOT has developed a robust asset management program, placing maintenance of the transportation network at the forefront of VDOT's investment decisions. This commitment to responsible asset management practice is demonstrated through VDOT's annual collection of condition data on pavements and bridges along with its establishment and publication of network-level pavement and bridge performance targets. For more than a decade, VDOT has monitored pavement and bridge conditions using performance information (measures and targets) to determine investment strategies based on available funding levels.

In the annual needs assessment process, VDOT assesses 100% of the pavement network on Virginia's Interstate and Primary systems and approximately 20% of the Secondary system. In 2016, VDOT assessed 100% of the Secondary pavement network to create a condition baseline. The pavement condition data is compiled, analyzed and reviewed to report the optimized needs at a roadway system and district level. VDOT's pavement program selects resurfacing projects, in relation to needs, and optimizes the timing of projects through a data-driven pavement management system.

For bridges, VDOT follows national standards in performing safety inspections and determining general condition of the structures. Condition assessments are performed by certified safety inspection personnel. The inspection program requires a qualified inspector to complete a "hands-on" review of the structure or bridge during each inspection. By federal regulation, VDOT is required to conduct detailed inspections of NBI structures at intervals not to exceed 24 months. VDOT uses BrM software to store bridge condition and inventory data for each structure and to program, schedule, and track bridge and structure inspections. The data collected during inspections allows VDOT to use a proactive approach to maintenance. Preventive maintenance and timely intervention repairs are performed to avoid and slow deterioration that leads to greater rehabilitation or replacement cost. Virginia's bridge maintenance program is large and complex, so in order to direct its efforts more easily, performance targets have been developed.

VDOT uses a prioritization process when determining funding for the pavement and bridge programs and prioritizes work ranging from preventative maintenance to replacement. The prioritization processes take into account similar factors such as condition, cost effectiveness, maintenance history, and traffic volumes. While the systematic prioritization processes are a guide to assist in funding projects, districts direct the work performed as the local experts.

How do Pavement and Bridge Projects get selected for Inclusion in the STIP?

As noted above, the funding to meet Virginia's pavement and bridge objectives and targets is allocated to projects in the CTB-approved SYIP and is consistent with VTrans2040. Each spring, the public is invited to comment on projects included in the draft SYIP prior to CTB approval. Since the SYIP is the foundation for

May 18, 2023

FY 2024-2027 Transportation Improvement Program (TIP)

the STIP, the program of projects in the STIP demonstrates support to achieve Virginia's pavement and bridge performance objectives and targets and is consistent with Virginia's TAMP.

May 18, 2023

FY 2024-2027 Transportation Improvement Program (TIP)

Appendix G: Performance Based Planning and Programming – Highway System Performance

Performance Targets

In accordance with the requirements of MAP-21 and the FAST Act, Virginia has established performance targets for three reliability performance measures to assess the Highway System Performance. All three measures are included in Virginia's Baseline Performance Period Report for 2018-2021 which was submitted to FHWA in October 2018. This report satisfies the federal requirement that State DOTs to establish new targets every four years, and to submit a Performance Period Report to FHWA by October 1st of the first year in the performance period.

On September 21, 2022, Virginia's Office of Intermodal Planning and Investment (OIPI) established a new set of four-year statewide targets for condition of bridge decks and pavement and system performance measures, including travel time reliability. These targets were approved on the same day by the Commonwealth Transportation Board (CTB), and will be set for January 1, 2022 through December 31, 2025.

Performance of the NHS is measured by the level of travel time reliability. The travel time reliability performance measures and performance targets for the 2022-2025 performance period are indicated in Table 1 below.

Table 1: National Highway System Travel Time Reliability Performance Measures and Targets

NHS Travel Time Reliability Performance	CY 2022-2023 Two Year Target	CY 2022-2025 Four Year Target
Percent of Person Miles Traveled on the Interstate That Are Reliable	85.0%	85.0%
Percent of Person Miles Traveled on the Non-Interstate NHS That Are Reliable	88.0%	88.0%

The assessment for freight reliability is based on the truck travel time reliability index. The truck travel time reliability performance measure and performance targets for the 2022-2025 performance period are indicated in Table 2 below.

Table 2: Freight Reliability Performance Measure and Targets

Truck Travel Time Reliability Performance	CY 2022-2023 Two Year Target	CY 2022-2025 Four Year Target
Truck Travel Time Reliability Index	1.64	1.64

May 18, 2023

FY 2024-2027 Transportation Improvement Program (TIP)

The Commonwealth Transportation Board (CTB) approves the performance measures and targets developed for Virginia's surface transportation network. Such targets, including those for Highway System Performance, are linked to the goals and objectives in Virginia's long-range transportation plan, or VTrans.

Connection to Other Performance Based Planning Documents

VTrans, the state's long-range multimodal plan, provides the overarching vision and goals for transportation in the Commonwealth. The long-range plan provides a vision for Virginia's future transportation system and defines goals, objectives, and guiding principles to achieve the vision. It also provides direction to state and regional transportation agencies on strategies and policies to be incorporated into their plans and programs. The most recent approved long range multimodal plan is VTrans2040.

VTrans2040 identifies the most critical transportation needs in Virginia to ensure the overarching transportation goals in the long-range plan are achieved. The screening process was informed by a data-driven approach that considers highway system performance measures and targets in addition to other performance indicators.

Performance management, as it relates to the reliability of the NHS and freight, is included in the VTrans2045 Vision, Goals & Objectives, and Guiding Principles as noted below:

- Guiding Principle 4: Consider Operational Improvements and Demand Management First – Maximize capacity of the transportation network through increased use of technology and operational improvements as well as managing demand for the system before investing in major capacity expansions.
- Goal A – Economic Competitiveness and Prosperity: invest in a transportation system that supports a robust, diverse, and competitive economy.
 - Objectives:
 - Reduce the amount of travel that takes place in severe congestion.
 - Reduce the number and severity of freight bottlenecks.
 - Improve reliability on key corridors for all modes.
- Goal B – Accessible and Connected Places: increase the opportunities for people and businesses to efficiently access jobs, services, activity centers, and distribution hubs.
 - Objectives:
 - Reduce average peak-period travel times in metropolitan areas.
 - Reduce average daily trip lengths in metropolitan areas.
 - Increase the accessibility to jobs via transit, walking and driving in metropolitan areas.

May 18, 2023

FY 2024-2027 Transportation Improvement Program (TIP)

Additionally, the Virginia Freight Element (VFE), a component of VTrans2040, discusses freight system trends, needs, and issues. The VFE also includes freight policies, strategies, and performance measures that guide Virginia's freight-related investment decisions.

Projects included in the STIP are directly linked to the Highway System Performance objectives outlined in VTrans2040 and associated needs analysis, and the VFE through the strategies and actions that are priorities in Virginia.

Funding for Highway System Performance Projects

SMART SCALE, Virginia's data-driven prioritization process for funding transportation projects, considers the potential of a project to improve reliability. In order to be considered for SMART SCALE, a project must first meet a need identified in VTrans2040, thus strengthening the connection between the planning and programming processes. Congestion mitigation, safety, accessibility, economic development, environment, and land use are the factors used to score SMART SCALE projects. Freight considerations are included in the economic development factor.

The FAST Act established a National Highway Freight Program, including a freight-specific funding program to highlight the focus on freight transportation needs. Projects eligible for National Highway Freight Program (NHFP) funding must contribute to the efficient movement of freight on the National Highway Freight Network (NHFN) and be included in the VFE. VDOT uses NHFP funding to construct freight beneficial projects identified through the SMART SCALE process.

SMART SCALE screening and scoring results, along with public feedback and CTB guidance, are used to develop the SYIP.

Other projects selected for funding are subject to program specific prioritization processes approved by the CTB. All funding (federal, state, and other sources) for transportation projects are allocated to projects in the CTB approved SYIP.

How do Highway System Performance Projects Get Selected for Inclusion in the STIP?

As noted above, the funding for all transportation projects, including funding for projects to meet Virginia's NHS system performance and freight movement targets is allocated to projects in the CTB approved SYIP, and is consistent with VTrans2040 and the VFE. Since the SYIP is the foundation of the STIP, the program of projects in the STIP demonstrates support to achieve Virginia's NHS and Freight Reliability performance objectives and targets.

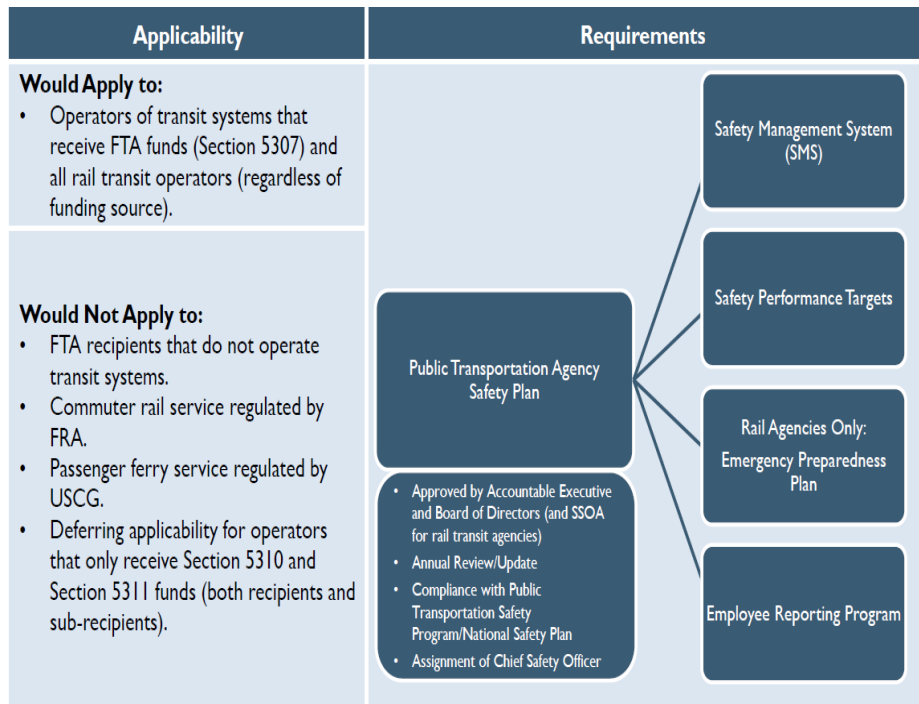
Appendix H: Public Transportation Safety Plan for MPOs (PTASP)

The Public Transportation Agency Safety Plan (PTASP) final rule (49 C.F.R. Part 673) intends to improve public transportation safety by guiding transit agencies to more effectively and proactively manage safety risks in their systems. It requires certain recipients and sub-recipients of Federal Transit Administration (FTA) grants that operate public transportation to develop and implement safety plans that, establish processes and procedures to support the implementation of Safety Management Systems (SMS).

The rule applies to all operators of public transportation systems that are recipients and sub-recipients of FTA grant funds. Specifically, recipients or sub-recipients who operate public transportation and are a recipient or sub-recipient of Urbanized Area Formula Grant Program funds under 49 U.S.C. § 5307 (Section 5307 Grant Program) see attachment A for a list of Transit agencies.

DRPTs Role: DRPT has drafted a PTASP on behalf of small tier II transportation providers. Under the PTASP rule a small tier II transportation provider is defined as meeting all of the following criteria:

- Is a recipient or sub-recipient of FTA’s Urbanized Area Formula Program,
- Operates 100 or fewer vehicles in peak revenue service, and
- Does not operate rail/fixed-guideway public transportation



May 18, 2023

FY 2024-2027 Transportation Improvement Program (TIP)

Performance-Based Planning

As part of PTASP requirements, transit agencies must set safety performance targets in their safety plans for each mode (Fixed route and paratransit) based on the following safety performance measures that FTA has established in the [National Public Transportation Safety Plan](#) (NSP):

Measure	Target Type		Desired Direction
Fatalities	Total number	Rate per revenue miles	Decreasing number and rate
Injuries	Total number	Rate per revenue miles	Decreasing number and rate
Safety events	Total number per year	Rate per revenue miles	Decreasing number and rate
System reliability	Distance between major failures	Distance between minor failures	Decreasing number and rate

MPOs must reference performance targets and plans within the MPO transportation improvement program (TIP) and long-range plan. The Safety performance targets and performance-based plans should inform a transit agency's investment priorities, and those investment priorities should be carried forward within the MPO's and State DOT's planning processes. MPOs should also make reference to the PTASP plan in their TIP.

MPO Role

The PTASP rule states that each transit provider must provide the MPO with safety performance targets to assist the MPO with capital program planning process (Long Range Transportation plan and TIP). The MPO will need to incorporate the performance targets and safety plan(s) (by reference) into the TIP and LRTP. Additional resources on the MPOs role in PTAS is available from the [FTA's MPO FAQ page](#).

For MPOs with tier II transit agencies(s) participating in the group plan, DRPT is providing the agency specific targets developed for the Statewide Tier II group PTASP plan to the MPOs for consideration and inclusion in MPO TIPs. (Attachment A) MPOs may consider adopting the targets provided in the group plan or adopting regionally specific targets of their own. For additional guidance please refer to [FTA's Safety performance Targets Guide](#). In many cases MPOs can add the targets to the TIP via an administrative update instead of an amendment.⁴

After the initial round in 2021 MPOs will have to update the PTASP performance targets when LRTP or TIP are updated or a transit agency make changes to their targets during an annual PTASP plan review. Transit agencies are required to review their PTASP annually by July 20th.

⁴ MPOs should follow their procedures as defined in their Public Participation Plans

May 18, 2023

FY 2024-2027 Transportation Improvement Program (TIP)

The Public Transportation Agency Safety Plan (PTASP) final rule (49 C.F.R. Part 673) intends to improve public transportation safety by guiding transit agencies to more effectively and proactively manage safety risks in their systems. It requires certain recipients and sub-recipients of Federal Transit Administration (FTA) grants that operate public transportation to develop and implement safety plans that, establish processes and procedures to support the implementation of Safety Management Systems (SMS). Agencies are required to fulfill this requirement through an individual or group plan. The PTASP rule provides two tiers of requirements for transit agencies based on size and operating characteristics:

- A Tier I agency operates rail, OR has 101 vehicles or more all fixed route modes, OR has 101 vehicles or more in one non-fixed route mode.
- A Tier II agency is a subrecipient of FTA 5311 funds, OR is an American Indian Tribe, OR has 100 or less vehicles across all fixed route modes, OR has 100 vehicles or less in one non-fixed route mode.

Tier II Group Plan

The Department of Rail and Public Transportation (DRPT) is the sponsor for the Statewide Tier II Group PTASP Plan. The HRMPO programs federal transportation funds for HDPT. HDPT is a Tier II agency participating in the DRPT sponsored group PTASP Plan. The HRMPO has adopted the [Tier II PTASP](#) into its TIP by reference and integrated the goals measures and targets described in the 2020 Commonwealth of Virginia Tier II Group Transit Asset Management Plan, August 11, 2020 into the MPO's planning and programming process. Specific targets for the Tier II Group PTASP Plan are included in the table below.

May 18, 2023

FY 2024-2027 Transportation Improvement Program (TIP)

Table 1: Tier II Transit Agency PTASP Performance Targets by Mode:

Performance Measures	Targets by Mode	
	Fixed Route	Paratransit/ Response Demand
Fatalities (total number of reportable fatalities per year)	0	0
Fatalities (rate per total vehicle revenue miles by mode)	0	0
Injuries (total number of reportable injuries per year)	3	1
Injuries (rate per total vehicle revenue miles by mode)	Less than .5 injuries per 100,000 vehicle revenue miles	Less than .5 injuries per 100,000 vehicle revenue miles
Safety events (total number of safety events per year)	7	2
Safety events (rate per total vehicle revenue miles by mode)	Less than 1 reportable event per 100,000 vehicle revenue miles	Less than 1 reportable event per 100,000 vehicle revenue miles
Distance between Major Failures	10,000 miles	10,000 miles
Distance between Minor Failures	3,200 miles	3,200 miles

Information and Resources

Additional information and guidance is available on FTAs Public Transportation Safety Plan webpage:

<https://www.transit.dot.gov/PTASP>

PTASP final rule factsheet:

<https://www.transit.dot.gov/sites/fta.dot.gov/files/docs/regulations-and-guidance/safety/public-transportation-agency-safety-program/117281/ptasp-fact-sheet-02-06-2019.pdf>

DRPT Contact:



112 MacTanly Place
Staunton, VA 24401

Phone (540) 885-5174
Fax (540) 885-2687

HRVAMPO.org

May 18, 2023

FY 2024-2027 Transportation Improvement Program (TIP)

Grace Stankus, Statewide transit planner

grace.stankus@drpt.virginia.gov

804-971-8158